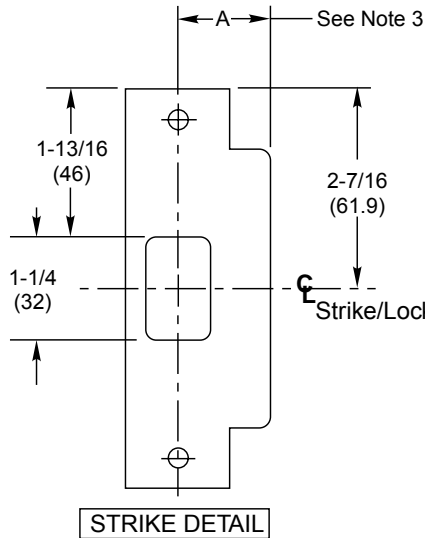


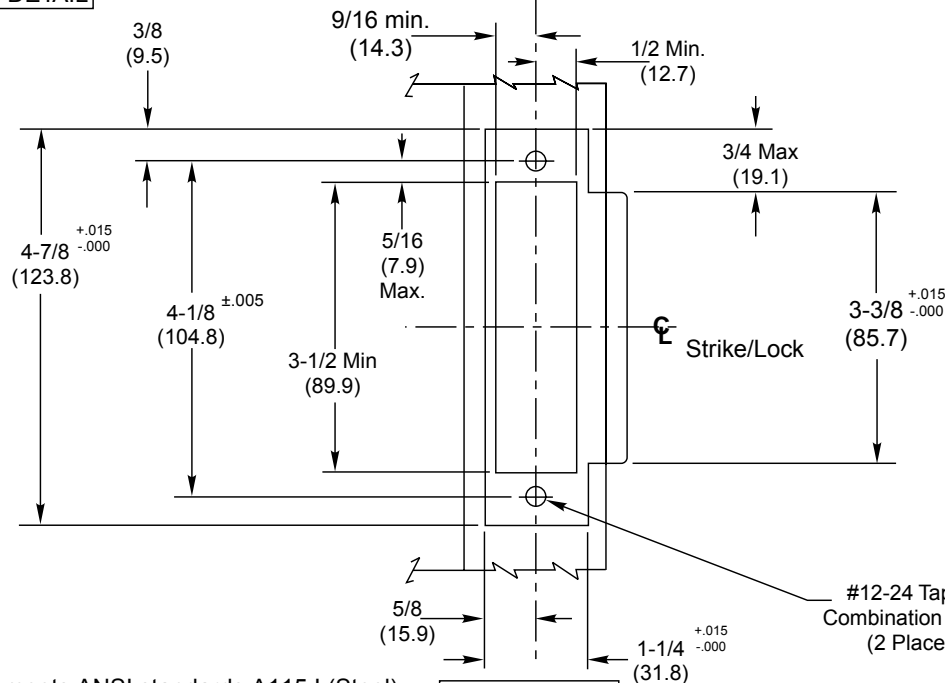
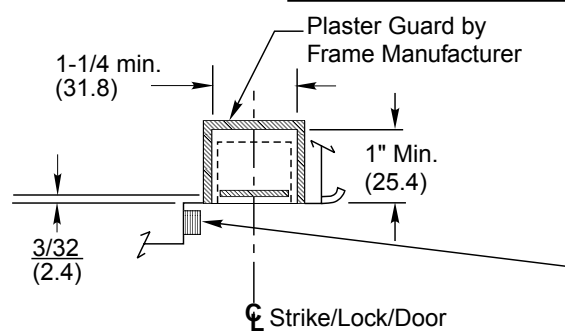
Series	ANSI Strike	A	TEMPLATE CROSS REFERENCE	
			DESCRIPTION	TEMPLATE
SS	423L71	1-1/8 (28.6)	DL3000 Series Cylindrical Deadlock	T30544
			DL2000 Series Tublar Deadlock	T30474
			DL3100/DL2100 Cylindrical Deadbolt	T31191
			DL3200/DL2200 Cylindrical Deadbolt	T31191
SA	217L13	1-1/4 (31.8)	HL10 Series Push-Pull Latch	T30538
			TL3700 Series Tubular Lock	T31048

③



**CAUTION: DOOR AND FRAME MANUFACTURERS**

When door gasketing or silencers are used, proper allowances must be made for strike location to maintain a common centerline with lock door as shown so that bolt will freely enter strike.



**Notes:**

1. Frame prep meets ANSI standards A115.I (Steel) and A115.WI for Mortise Lock Strikes.
2. Dimensions given in inches and (mm).
3. Strike lip lengths suit frame for 1-3/4" thick doors. Lip will vary for other door thicknesses.

Tolerances	
Inches	(mm)
.005	(.127)
.015	(.381)

**RESPONSIBILITY**

Door and Frame Manufacturers are responsible for providing adequate construction or reinforcements for proper installation of hardware shown. All architectural builders hardware must be installed on properly reinforced doors and frames, regardless of the type, material, or method of construction.

**SA Series  
SS Series  
ANSI Strike**  
(See Chart)

**Corbin  
Russwin®**  
www.corbinrusswin.com

**Do Not Scale Drawing**

Supersedes	T30543-3	Dr.	App.
Date	06-11	Template Number	T30543-4