

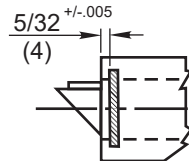
Notes:

1. Backset is measured from centerline of bevel which is centerpoint of door thickness.
2. Door prep with 2-3/4" (69.9) backset meets ANSI/BHMA A156.115 for steel doors and A156.115W for wood doors plus through bolt holes shown.
3. Dimensions given in inches and (mm).
4. 1-1/4" strike lip suits frame for 1-3/4" thick door. Lip will vary for other door thicknesses.
5. Door prep will vary for 3/4" (19) latch assembly. Refer to template T30528 for details.

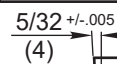
TEMPLATE CROSS REFERENCE

DESCRIPTION	TEMPLATE
CL3350 & CL3370 Dummy Trim	T30685
586L19 Optional Strike	T30476
M16 3/4" Latch	T30528
601F28 Rabbeted Front & Strike	T30640

SQUARE EDGE

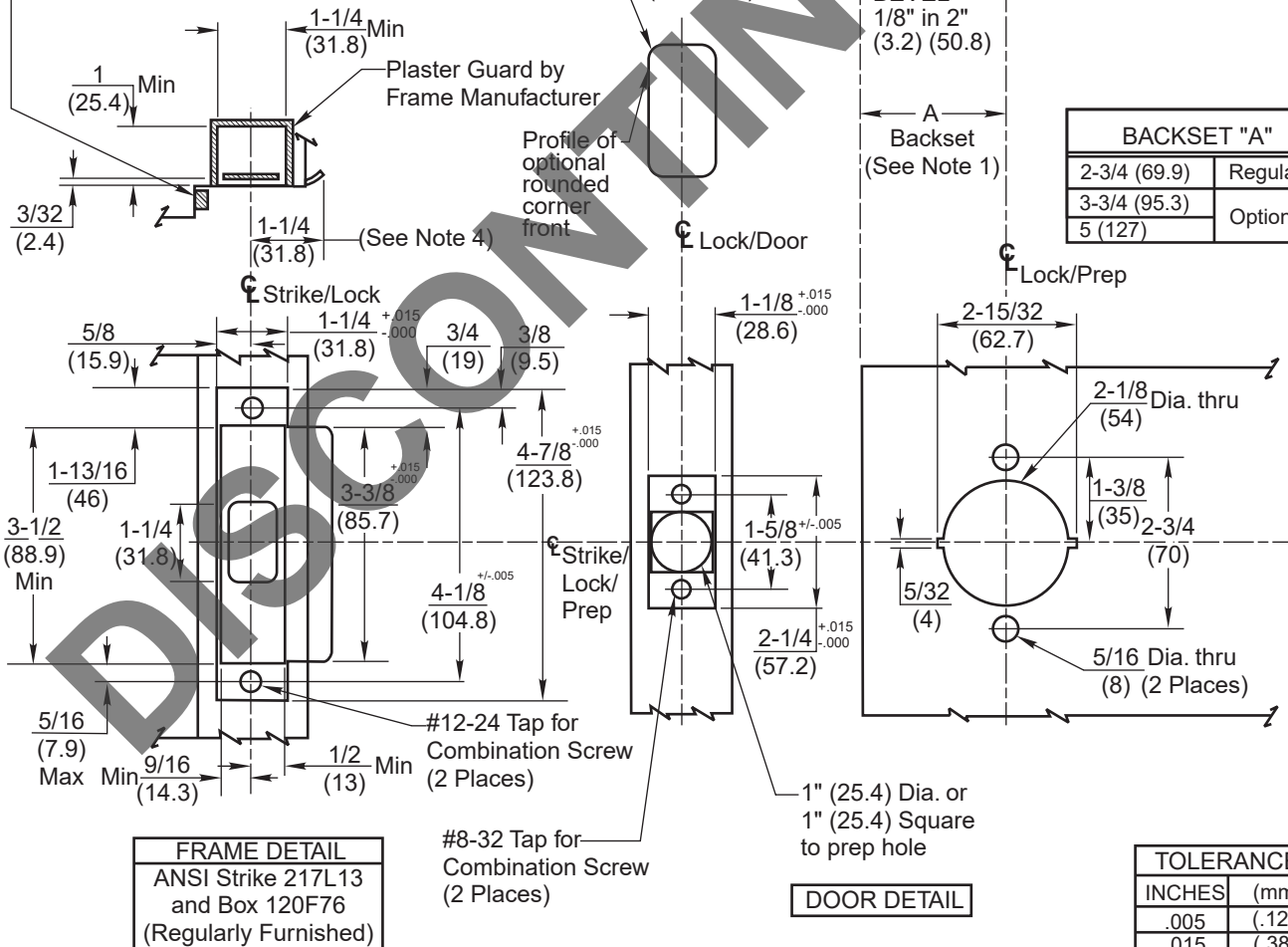


BEVELED EDGE



CAUTION: DOOR AND FRAME MANUFACTURERS

When door gasketing or silencers are used, proper allowances must be made for strike location to maintain a common centerline with lock and door as shown so that bolt will freely enter strike.



RESPONSIBILITY

Door and Frame Manufacturers are responsible for providing adequate construction or reinforcements for proper installation of hardware shown. All architectural builders hardware must be installed on properly reinforced doors and frames, regardless of the type, material, or method of construction.

CL3300 Series Cylindrical Lever Lockset

All Functions And Trims Except Dummy Trim, and M16 latch (3/4")

Corbin Russwin

www.corbinrusswin.com

Do Not Scale Drawing

Supersedes _____ Dr. _____ App. _____

Date 01-21 Template Number T30684

Experience a safer and more open world

Copyright © 2012 - 2021, ASSA ABLOY Access and Egress Hardware Group, Inc. All rights reserved. Reproduction in whole or in part without the express written permission of ASSA ABLOY Access and Egress Hardware Group, Inc. is prohibited.