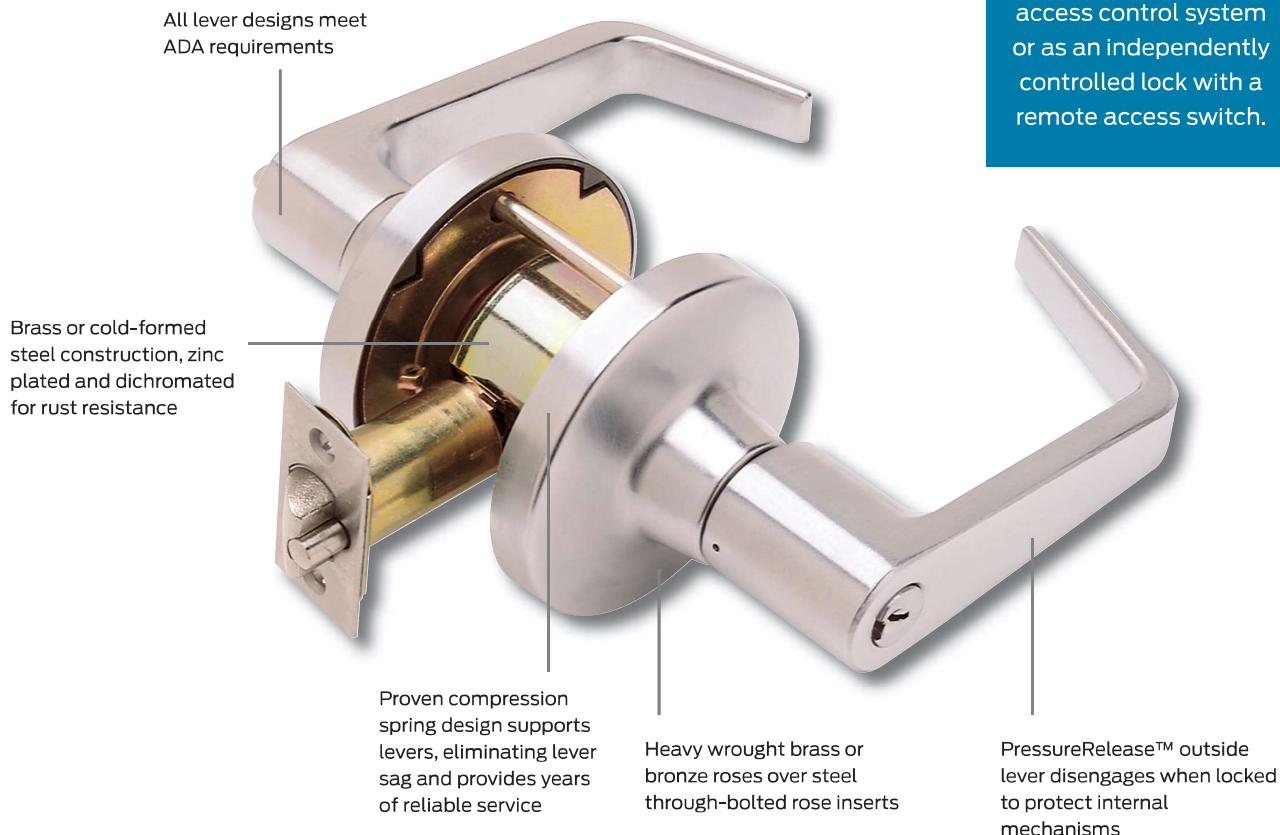


T Series

Grade 1, extra heavy-duty
cylindrical lever locks

Simply put, the Falcon T Series lock is the most versatile lockset in the industry. This extra heavy-duty lock can accept most manufacturer's cylinders. Designed with compression springs in the spring cages, T Series virtually eliminates lever sag for long lasting performance. This adaptable lock is well suited for either new construction or retrofit use in buildings as varied as multi-family, retail, institutional and government/military.

Features



Specifications

T Series

Product specifications

ANSI/BHMA: Certified ANSI/BHMA A156.2, Series 4000, Grade 1.

UL: Listed for 3-hour fire door, A label.

Functions: 13 mechanical and 2 electrified (24 VDC .185 Amp) commercial functions available. See page 10 for details.

Finishes: 8 options available. See page 6 for finish color and comparative chart.

Door thickness: $1\frac{3}{4}"$ to $2\frac{1}{4}"$ standard. Thin door adapter kit (A30775-000-00) available for doors $1\frac{3}{8}"$ to $1\frac{3}{4}"$, please specify door thickness.

Backset: $2\frac{3}{4}"$ standard. $2\frac{3}{8}"$, $3\frac{3}{4}"$ and 5" also available (see price book).

Mechanism: Parts constructed of brass or cold formed steel, zinc plated and dichromated for rust resistance. Springs are stainless steel. compression spring design supports levers, eliminating lever sag and providing years of reliable service.

Attachment: Lock chassis secured to door by threaded mounting nuts. Preassembled outer trim and inner spindle assembly are through-bolted over chassis using two (2) 10-32 screws. Adding rose and lever to inner spindle assembly completes installation.

Handing: Locks are non-handed.

Cylinders: Conventional cylinder, drilled with 6-pin chambers, pinned in 5 comes standard. Pinning in 6 chambers available (at no cost) when specified. Optional 7-pin conventional and 6- or 7-pin Small Format Interchangeable Core (SFIC) cylinders. Cylinder housings and plugs machined from solid brass. Springs are phosphor bronze. Two nickel silver keys furnished standard. See SFIC cylinder information on page 8 and T Series cylinder pages for additional options.

Keywords: "G" keyway standard on conventional cylinders. "A" keyway standard on SFIC cylinders. Additional options: Falcon, Schlage and many Best and Arrow keyways.

Trim: Roses are heavy wrought brass or bronze, installed over pressure cast rose inserts which are through-bolted. Levers are pressure cast (solid levers—no inserts) material finished to match mating parts.

Latches: $\frac{1}{2}"$ bolt projection, UL listed with square corner latch faceplate $2\frac{1}{4}" \times 1\frac{1}{8}"$ standard. See options section for more latches.

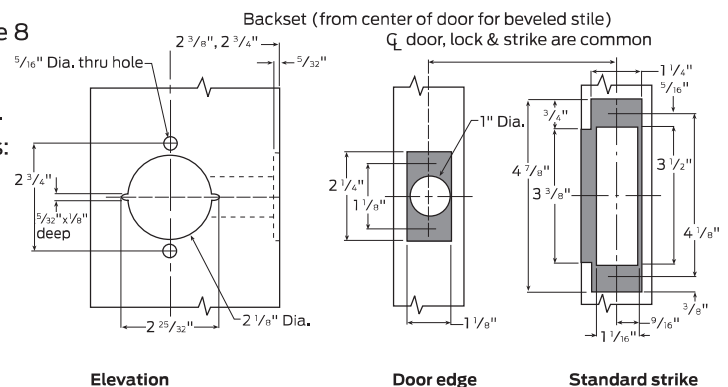
Strikes: $4\frac{7}{8}" \times 1\frac{1}{4}"$ ANSI strike with curved lip to meet ANSI A115.2 door frame preparation standard.

Screws: Furnished with combination screws for use in wood or metal doors and frames.

Architectural specifications

Key-in-lever cylindrical locksets shall be Falcon lock T Series or equal and meet the following requirements:

- All locks shall meet the ANSI/BHMA A156.2, Series 4000, Grade 1 for key-in-lever locksets.
- Locksets shall be UL Listed (3 hour A Label).
- Locksets shall be provided standard with a clutching lever design. When outside lever is locked, it is not rigid but will move freely without operating the latch bolt.
- Lever trim shall have individual heavy-duty compression springs behind rose for lever return and to prevent lever sag. Trim shall be through-bolted with two (2) 10-32 screws coated with thread sealant to provide strength and resistance to loosening. Inner and outer trim shall "bottom out" to prevent door collapse. Roses shall be minimum of $3\frac{1}{2}"$ diameter.
- All lever designs shall be solid and meet the federal ADA and state disability requirements. Inside levers shall be attached by Allen-head set screw to prevent tampering or vandalism.
- Locksets shall adjust to fit door thickness from $1\frac{3}{4}"$ to $2\frac{1}{8}"$.
- All locksets shall be non-handed and not require field disassembly for re-handing.
- Preparation for door must be non-handed.
- Acceptable manufacturer: Falcon lock




Designs and styles


Lever styles

Levers are solid pressure cast zinc, finished to match mating parts. Roses are wrought brass or bronze installed over steel, through-bolted rose inserts. Pressure Release™ levers are standard. Levers are secured by a spring-loaded retainer. Retainer cannot be depressed when locks have been locked.


Avalon (A)




Boardwalk (BRK)




Broadway (BRW)




Dane (D)




Latitude (LAT)

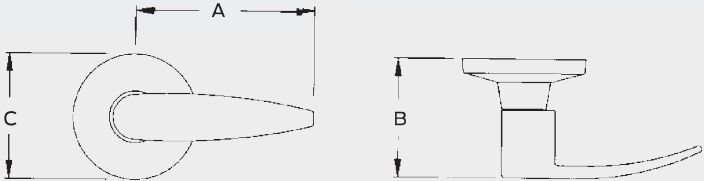


Longitude (LON)



Quantum (Q)





Abrasive strip levers

Avalon, Dane, and Quantum levers are available with an abrasive strip along the inside length of the lever to identify entrances that may be to areas hazardous to the handicapped. To order, preface the design code with a 6 (example: 6DA for Dane). Not available on 613 finish as abrasive strip will not hold.

Finishes

Available in BHMA 605, 606, 613, 619, 622, 625, 626, and 643e. See page 6 for finish color and comparative chart.

Lever dimensions chart

Lever	A - width	B - projection	C - rose
Avalon (A)	5"	3 1/4"	3 1/2"
Boardwalk (BRK)	5"	3 7/8"	3 1/2"
Broadway (BRW)	4 1/2"	3 7/8"	3 1/2"
Dane (D)	5"	3 1/4"	3 1/2"
Latitude (LAT)	4 1/2"	3 7/8"	3 1/2"
Longitude (LON)	5"	3 7/8"	3 1/2"
Quantum (Q)	5"	3 1/4"	3 1/2"

Note: Return to door meets 1/2" requirement for Dane (D), Quantum (Q), Boardwalk (BRK) and Longitude (LON) levers.

Cylinders

T Series cylinders

Falcon Small Format Interchangeable Core (SFIC) cylinders

Falcon offers a wide selection of keyways in SFIC cylinder formats. Master keying is available and, in most cases, Falcon can even furnish cores master keyed into existing Best or Arrow key systems. See page 8 for details.

Conventional cylinders (Falcon keyways)

5-Pin cylinder	6-Pin cylinder	7-Pin cylinder	Function
A23151-05	A23161-05	A23171-05	All except 381 I/S, 571
A23151-06	A23161-06	A23171-06	381 Inside cylinder
A23151-07	A23161-07	A23171-07	571

Note: The "G" keyway is standard and will be supplied unless otherwise specified. Master keying is available for 2, 3, and 4 levels. Open keyways include E, H, K, L, and P. If ordering cylinders as parts, specify finish: 606, 622 or 626.



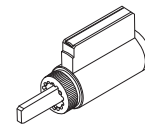
Conventional cylinder

To order conventional cylinders in competitive keyways (6-pin)

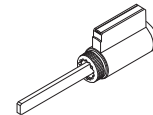
When specifying a competitive cylinder, reference the How-to-order page for correct cylinder suffix and be sure to list brand plus keyway under the "Keyway" section and the correct part number from the list below in the "Additional Details" area of the part number order string.

Brand	Keyway	O-Bit	KA	KD	Lock function
Corbin	60	A23167-000	-	A23167-0KD	All except 571 and 381(I/S)
		A23167-011	A23167-11A	A23167-11D	381(I/S)
		A23167-012	A23167-12A	A23167-12D	571
Corbin Russwin	L4	A23174-000	A23174-0KA	-	All except 571 and 381(I/S)
		A23174-011	A23174-11A	-	381(I/S)
		A23174-012	-	-	571
Russwin	D1	A23168-000	-	A23168-0KD	All except 571 and 381(I/S)
		A23168-011	-	A23168-11D	381(I/S)
		A23168-012	-	A23168-12D	571
Sargent	LA	A23166-000	-	A23166-0KD	All except 571 and 381(I/S)
		A23166-011	-	A23166-11D	381(I/S)
		A23166-012	-	A23166-12D	571
Schlage	C	A23160-000	A23160-0KA	A23160-0KD	All except 571 and 381(I/S)
		A23160-011	A23160-11A	A23160-11D	381(I/S)
		A23160-012	A23160-12A	A23160-12D	571
	E	A23159-000	-	-	All except 571 and 381(I/S)
		A23159-011	-	-	381(I/S)
		A23159-012	-	-	571
Yale	8 (Para)	A23169-000	-	A23169-0KD	All except 571 and 381(I/S)
		A23169-011	-	A23169-11D	381(I/S)
		A23169-012	-	A23169-12D	571

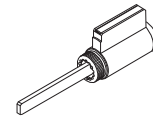
Note: Competitor keyways are furnished 0 bitted, unless otherwise specified. Not available Master keyed, except Schlage C. KD option is not available for locks containing 2 cylinders.



T381 Inside



T571



T Series
All other functions

Cylinders

T Series compatible cylinders

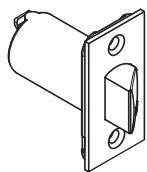
Reference chart for locks ordered less cylinder

Falcon offers many "less cylinder" options for when you need a quality lock to fit into an existing key system. For levers prepared to fit competitive key systems, please reference the lists below. A proper tailpiece is supplied with the lock unless otherwise noted.

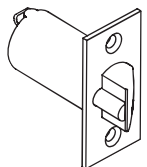
Conventional cylinders	Full Size IC	Unit/Mono locks
Assa 65611 and 65661, 6-pin ¹	Assa 70600IC and V70600IC, 6-pin	
Corbin Russwin 2000-034 and CL3400, 6-pin (master ring not available) ¹	Corbin Russwin 8000, 6-pin and 8000-7, 7-pin	Corbin Russwin, 2000-052 (master ring not available)
Medeco 20W200V3, 6-pin (Falcon/Schlage style) ¹	Medeco 31 Series, 6-pin and 32 Series, 7-pin	Medeco 20W5005 retrofit cylinder for Corbin Russwin unit lock Medeco 20W0500 retrofit cylinder for Yale 6200 unit lock
Peaks (Kaba), 6-pin ¹	Peaks (Kaba), 6- and 7-pin	
Sargent 6, 7, and 10 Line, 6-pin (Keso not available)	Sargent 6300, 6-pin	
Schlage Classic and Primus, 6-pin ¹	Schlage Classic and Primus, 6-pin	Falcon conventional, 6-pin (R Series old small plug)
Yale 1810, 6-pin (Bicentric not available)	Yale 1210, 6-pin	Yale 1801 mono lock and later models

¹. Tailpiece not supplied.

Latches



Springlatch



Deadlatch

Grade 1, UL listed

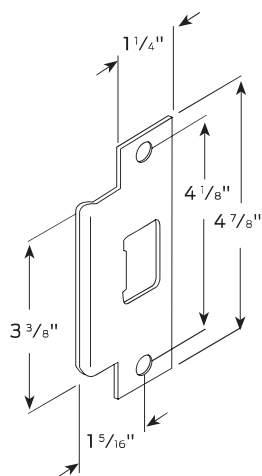
	Specify	Backset	Description
Springlatch	23981111	2 ³ / ₈ "	Square corner, 1" x 2 ¹ / ₄ "
	23981137	2 ³ / ₄ "	Square corner, 1 ¹ / ₈ " x 2 ¹ / ₄ ", standard
	24074387	3 ³ / ₄ "	Square corner, 1 ¹ / ₈ " x 2 ¹ / ₄ "
Deadlatch	23981160	2 ³ / ₈ "	Square corner, 1" x 2 ¹ / ₄ "
	23981145	2 ³ / ₄ "	Square corner, 1 ¹ / ₈ " x 2 ¹ / ₄ ", standard
	23981152	2 ³ / ₄ "	Anti-friction fire door latch Square corner, 1 ¹ / ₈ " x 2 ¹ / ₄ ", ³ / ₄ " throw
	23981129	3 ³ / ₄ "	Square corner, 1 ¹ / ₈ " x 2 ¹ / ₄ "
	43-005	5"	Backset extension link

Note: Specify finish 606, 613 or 630. All latches for T Series locks are UL listed and have a 1/2" bolt projection.

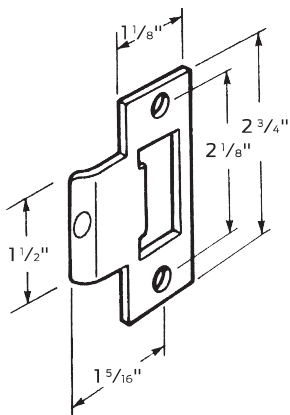
Strikes

Locks furnished with a 1 ¹/₄" x 4 ⁷/₈" ANSI Strike unless otherwise specified.

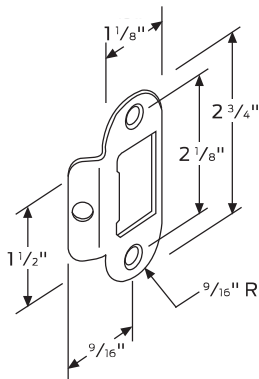
Optional 1" deep ANSI steel dust box also available. Specify 005099-000-30.



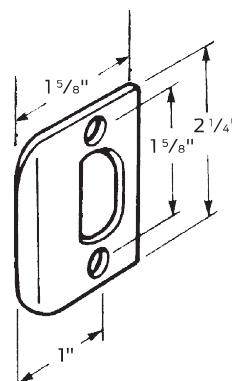
5164
ANSI prep A115.2
(standard)¹



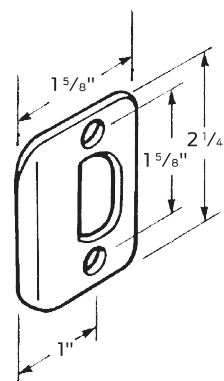
5185
T-strike square corner



5185-4
T-strike ⁹/₁₆" radius



01-049
Full lip, square corner



01-048
Full lip, ¹/₄" radius corner

¹. For ANSI prep with 7/8" lip length order 5161.