


Electric Strikes for Every Exit Device

HES 9000 Family
Surface Mounted Electric Strikes

ELECTRONIC SECURITY HARDWARE HES PRODUCTS

Experience a safer
and more open world



• HES 9400

Works with rim exit devices up to 1/2" throw latchbolt



• HES 9500

Works with rim exit devices up to 3/4" throw latchbolt

- UL 10C fire-rated, 3 hour single door (fail secure only)
- CAN/ULC-S104 fire door conformant
- WHI fire door listed
- NFPA-252 fire door conformant
- ASTM-E152 fire door compliant
- California Fire Marshall listed
- NFPA 80-07 compliant



• HES 9600

Works with rim exit devices up to 3/4" throw latchbolt

- ANSI/SDI A250.13 windstorm resistant
- Florida Building Code Approved TAS 201, 202, 203
- ANSI-ASTM E330



HES 9700 •

Works with Corbin Russwin SecureBolt® and Yale SquareBolt® exit devices

- ANSI/SDI A250.13 windstorm resistant
- Florida Building Code Approved TAS 201, 202, 203
- UL 10C fire-rated, 3 hour single door (fail secure only)
- CAN/ULC-S104 fire door conformant
- NFPA-252 fire door compliant
- ASTM-E152 fire door compliant
- California Fire Marshall listed
- NFPA 80-07 compliant
- ANSI-ASTM E330



HES 9800 •

Works with Adams Rite Starwheel and Interlocking rim exit devices





Grade 1

Dual Voltage
12/24SecuriCare
WarrantyOutdoor
RatedRim Exit
DevicesBurglary
RatedField Selectable
(Fail secure
/Fail safe)

Specifications for all HES 9000 Family Strikes

Certifications

- ANSI/BHMA, A156.31 Grade 1
- UL 1034 burglary-resistant listed and suitable for outdoor use
- UL 294 listed
- UL 305 listed
- RoHS Compliant









Electrical (DC Continuous Duty)

- Dual voltage 12/24 VDC
- 450 mA at 12VDC/250 mA at 24 VDC

Features

- No cutting required
- Horizontal adjustability
- ElectroLynx™ plug-in connectors
- Non-handed
- Internally mounted solenoid
- Tamper resistant
- Stainless steel construction
- SecuriCare five-year no-fault, no questions asked warranty



		1/2" PULLMAN		FIRE RATED 3/4" PULLMAN		3/4" PULLMAN	SQUAREBOLT SECUREBOLT		STARWHEEL INTERLOCK
									
FRAME APPLICATION	Hollow Metal & Wood	✓	✓	✓	✓	✓	✓	✓	✓
	Aluminum	✓	✓	✓	✓	✓	✓	✓	✓
	Surface Mounted – No Cutting Required	✓	✓	✓	✓	✓	✓	✓	✓
	1/2" Pullman Rim Exit Devices	✓	✓						
	3/4" Pullman Rim Exit Devices	✓	✓	✓	✓	✓			
	Securebolt & Squarebolt Rim Exit Devices						✓	✓	
	Adams Rite Starwheel & Interlocking Rim Exit Devices								✓
HOLDING FORCE	Static Strength*	1,500 lbs	1,500 lbs	1,500 lbs	3,000 lbs*	2,000 lbs	2,000 lbs	1,500 lbs*	1,500 lbs
	Dynamic Strength	70 ft-lbs		70 ft-lbs		120ft-lbs	120ft-lbs		70 ft-lbs
ELECTRICAL	12 VDC Current Draw	450 mA	500 mA	450 mA	566 mA	450 mA	450 mA	566 mA	450 mA
	24 VDC Current Draw	250 mA	255 mA	250 mA	253mA	250 mA	250 mA	253mA	250 mA
	Dual Voltage 12/24 VDC Continuous Duty	✓	11 to 28V AC/DC	✓		✓	✓	11 to 28V AC/DC	✓
	Field Selectable (Fail Secure/Fail Safe)	✓	✓	✓		✓	✓	✓	✓
SPECIFICATIONS	UL 1034 Burglary-Resistant Listed (Indoor)	✓		✓		✓	✓		✓
	UL 1034 Burglary-Resistant Listed (Outdoor)	✓		✓		✓	✓		✓
	UL 294 Listed	✓		✓		✓	✓		✓
	UL 305 Listed	✓		✓		✓	✓		✓
	UL 10C Fire Rated — Class A, 3 Hour Single Door			✓	✓	✓	✓		
	Windstorm Resistant					✓	✓		
	RoHS Compliant	✓		✓		✓	✓		✓
	Cycle Testing	1M	1M	1M	1.5M	1M	1M		1M
	Finish Options	8	6	7	6	8	7	6	7
	Monitoring Type	✓	✓	✓	✓	✓	✓	✓	COMING SOON
	Monitoring Factory Configured (FC) Or Field Installable (FI)	Latchbolt + Strike Status	Latchbolt Status Only	Latchbolt + Strike Status	Latchbolt Status Only	Latchbolt + Strike Status	Latchbolt + Strike Status	Latchbolt Status Only	Latchbolt + Strike Status
	Warranty	Five-year no-questions asked	Two year	Five-year no-questions asked	Two year	Five-year no-questions asked	Five-year no-questions asked	Two year	Five-year no-questions asked
	Construction	Stainless Steel		Stainless Steel		Stainless Steel	Stainless Steel		Stainless Steel

*Requires additional frame drilling and mounting pins to meet strength.

The ASSA ABLOY Group is the global leader in access solutions. Every day, we help billions of people experience a more open world.

ASSA ABLOY Opening Solutions leads the development within door openings and products for access solutions in homes, businesses and institutions. Our offering includes doors, frames, door and window hardware, locks, perimeter fencing, access control and service.



Accessories

- **2005M3** SMART Pac® III
- **SMB** Surface mounting box
- **9000-MTK** Metal Template Kit
- **9000-108-XXX** 1/8" Spacer plate (available in 613E, 628E, 630 & BSP Finishes)
- **9000-116-XXX** 1/16" Spacer plate (available in 613E, 628E, 630 & BSP Finishes)



HES 9000-MTK



HES 2005M3
SMART Pac® III

When installed with a Smart Pac® III, HES, Folger Adam and Securiton Electric Strikes are upgraded to the SecuriCare no-fault 10-year Warranty.



How to Order

Series	Finish*	Option (s)
9700	– 630	– LBM
9400	605 Bright Brass	LBM Latchbolt Monitor
9500	606 Satin Brass	LBSM Latchbolt Strike Monitor
9600	612 Satin Bronze	
9700	613 Bronze Toned	
9800	613E Dark Oxidized Satin Bronze	
	629 Bright Stainless Steel	
	630 Satin Stainless Steel	

LBM — Latchbolt monitor detects when latchbolt is in a locked state.

LBSM — Latchbolt strike monitor detects latchbolt and strike are in a locked state.

ELECTRONIC SECURITY HARDWARE

HES | Securiton

USA

800.626.7590 | assaabloyesh.com

customerservice.esh@assaabloy.com | techsupport.esh@assaabloy.com | orders.esh@assaabloy.com

CANADA

800.461.3007 | assaabloydss.ca

sales.dss.ca@assaabloy.com | orders.dss.ca@assaabloy.com

Connect with ASSA ABLOY Electronic Security Hardware

  @assaabloyesh   ASSA ABLOY Electronic Security Hardware

Patent pending and/or patent www.assaabloydss.com/patents

Copyright © 2019, Hanchett Entry Systems, Inc., an ASSA ABLOY Group company. All rights reserved. Reproduction in whole or in part without the express written permission of Hanchett Entry Systems, Inc. is prohibited. ESH-HES-01-0819