



Padlocks & Deadlocks

Product Catalog

Experience a safer
and more open world

Introduction

Padlocks & Deadlocks



Applications

Corbin Russwin Auxiliary Locks provide security for a wide range of applications. Our auxiliary and special purpose locks including padlocks and deadlocks allow end users to meet specific security needs.

Table of Contents

| | |
|-------------------|---|
| Introduction..... | 2 |
|-------------------|---|

Padlocks PL5000 Series

| | |
|------------------------|---|
| Features..... | 3 |
| Ordering Examples..... | 4 |
| Quick Codes..... | 4 |

Deadlocks DL2200/ DL3200 Series

| | |
|------------------------|---|
| Features..... | 5 |
| Functions..... | 5 |
| Strikes..... | 5 |
| Indicators..... | 6 |
| Ordering Examples..... | 7 |
| Cylinders..... | 7 |
| Quick Codes..... | 8 |

Deadlocks DL3000 Series

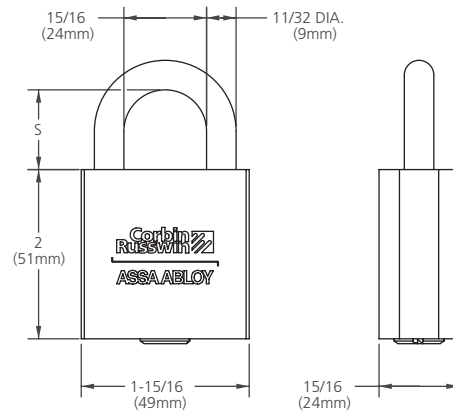
| | |
|------------------------|-------|
| Features..... | 9 |
| Functions..... | 9 |
| Strikes..... | 9 |
| Ordering Examples..... | 10 |
| Quick Codes..... | 10-11 |

Deadlocks DL4100 Series

| | |
|------------------------|-------|
| Features..... | 12 |
| Functions..... | 12 |
| Strikes..... | 13 |
| Thumbturns..... | 13 |
| Ordering Examples..... | 14 |
| Quick Codes..... | 14-15 |

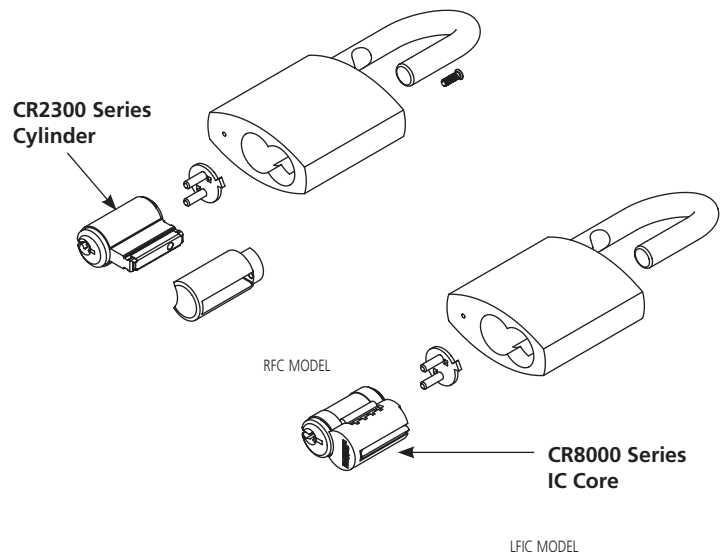
www.corbinrusswin.com

Rekeyable Fixed Core (RFC) and Large Format Interchangeable Core (LFIC) Models



| Model | Series | Shackle Clearance S |
|-------|-------------------------------|--|
| RFC | PL5000R PL5100R PL5200R | Std: 7/8" (22mm) 258: 2-5/8" (67mm) |
| LFIC | PL5070 PL5170 PL5270 | |

| Padlock Parts | |
|----------------------|--|
| 756F963 | Throw member for LFIC & RFC padlocks (A) |
| 793F592 (606 finish) | Cylinder sleeve for RFC padlocks (B) |
| 438F41-8 | Mounting screw for RFC padlocks (C) |



Features

Case

Extruded brass.

Shackle

11/32" (9mm) diameter hardened steel (PL5000 Series), brass (PL5100 Series) or stainless steel (PL5200 Series).

Locking

Ball-bearing locking heel and toe.

Cylinder

RFC model: 6-pin Fixed Core (CR2300)
LFIC model: 6-Pin, Security, Pyramid &
Access 3 (CR8000 Series)
L4 keyway standard

Keying Features Available

- Master keying
- Construction master keying
- Interchangeable core (LFIC) 6-pin
- LFIC security
- Concealed key control
- Visual key control (not for HS)
- Pyramid (LFIC only)
- Access 3® (LFIC only)

Keys

Two nickel silver standard.

Warranty

One-year limited.

Finish

BHMA 606 Satin Brass (US4) only.

PL5000 Series

Padlocks

Ordering Examples

Stock Order

| Quantity | Series/Function |
|----------|-----------------|
| 10 | PL5000R |

Contract/Detailed Order

| Quantity | Keyset | Series/Function | Shackle Length | Misc. Options |
|----------|--------|-----------------|----------------|---------------|
| 4 | AJ3 | PL5080 | 258 | M45 x S19866 |

Quick Codes

Series/Function

| Description | Series/Function | | |
|--|------------------------|---------------|-------------------------|
| | Hardened Steel Shackle | Brass Shackle | Stainless Steel Shackle |
| Rekeyable Fixed Core (RFC) | PL5000R | PL5100R | PL5200R |
| Large Format Interchangeable core (LFIC) less core | PL5070 | PL5170 | PL5270 |
| LFIC 6-pin | PL5080 | PL5180 | PL5280 |
| LFIC security | PL5090 | PL5190 | PL5290 |
| Pyramid High Security (LFIC) | PL5030 | PL5130 | PL5230 |
| Pyramid Security (LFIC) | PL5037 | PL5137 | PL5237 |

Miscellaneous Options

| Description | Specify |
|---|---------|
| Chain and clevis attached | M44 |
| Custom die stamped case (specify existing die number, or provide lettering specifications or artwork) | M45 x # |

Cylinder Only

| Description | Specify |
|-----------------------------------|---------|
| Removable Core | |
| Standard 6-pin | CR2300 |
| Large Format Interchangeable Core | |
| Standard 6-pin | CR8000 |
| Security | CR8010 |
| Pyramid High Security | CR8020 |
| Pyramid Security | CR8027 |
| Access 3® - Patented | CR8500 |
| Access 3® - Security | CR8600 |
| Access 3® - High Security | CR8700 |

Cylinder and Keying

| Description | Specify |
|--|-----------------|
| Keyed Random (standard for Pyramid & LFIC security padlocks) | KR |
| 0-bitted (not available for Pyramid & LFIC security padlocks) | (standard) |
| Construction Master Keyed (RFC & LFIC 6-pin padlocks only) | CMK |
| Temporary Construction Core (Red) (LFIC 6-pin padlocks only) | CT6R |
| Temporary Construction Core (Blue) (LFIC 6-pin padlocks only) | CT6B |
| Temporary Construction Core (Green) (LFIC 6-pin padlocks only) | CT6G |
| Visual Key Control (VKC) | |
| - Keys only | VKC1 |
| - Locks and keys (RFC & LFIC 6-pin padlocks only) | VKC2 |
| - Locks only (RFC & LFIC 6-pin padlocks only) | VKC3 |
| Concealed Key Control (CKC) (LFIC 6-pin & LFIC security padlocks only) | |
| - CKC cores and VKC keys | CKC2 |
| - CKC cores only | CKC3 |
| 2 keys per lock | (standard) |
| More than 2 keys | KY# (e.g., KY6) |
| Rekeyable FC (RFC) Less Cylinder | LC |
| Access 3® Patented LFIC | ACP |
| Access 3® Security LFIC | ACS |
| Access 3® High Security LFIC | ACHS |

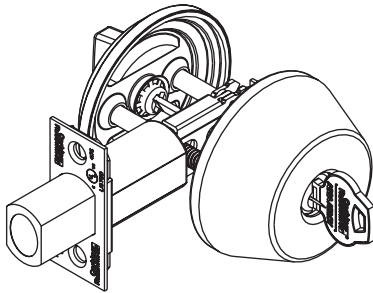
Shackle Clearance

| Description | Specify |
|---------------|------------|
| 7/8" (22mm) | (standard) |
| 2-5/8" (67mm) | 258 |

DL2200/DL3200 Series

Deadlocks

Features



Handing Non-handed.

Door Thickness Standard: 1-3/4" (44mm). Optional door thicknesses available; see Quick Codes.

Backset Standard: 2-3/4" (70mm)
Optional: 2-3/8" (60mm)

Front Standard: brass or stainless steel, 2-1/4" (57mm) x 1-1/8" (29mm).
Optional: 1" width; see Quick Codes.

Deadbolt 1" throw, solid steel deadbolt with hardened, free spinning, steel pin insert.

Strike Standard; 2-3/4" (70mm) x 1-1/8" (29mm). Optional strikes and wrought boxes available; see Strikes, this page.

Cylinder Standard: brass, 6-pin, L4 keyway, 0-bitted. Security cylinder optional; see Quick Codes.

Keys Two nickel silver standard.

Keying Features Available

Master keying
Construction master keying
Security
Visual key control
Concealed key control

Warranty One-year limited.

Certification/Compliance

UL

UL10B/UL10C Fire Rated Auxiliary Lock for A label and lesser class doors when used with a correspondingly rated primary latching device.

ANSI/BHMA

DL2200 - A156.36 Certified Grade 2
DL3200 - A156.36 Certified Grade 1



Any retrofit or other field modification to a fire rated opening can potentially impact the fire rating of the opening, and Corbin Russwin, Inc. makes no representations or warranties concerning what such impact may be in any specific situation. When retrofitting any portion of an existing fire-rated opening, or specifying and installing a new fire-rated opening, please consult with a code specialist or local code official (Authority Having Jurisdiction) to ensure compliance with all applicable codes and ratings.

Functions

| Outside | Inside | Series/ Function | Type | ANSI No. | Function Description |
|---------|--------|---------------------|--------------------------|-----------------|---|
| | | DL2213 DL3213 | Single Cylinder | E0150 Series | - By key outside and by thumbturn inside. |
| | | DL2212 DL3212 | Double Cylinder | E0140 Series | - By key either side. |
| | | DL2217 DL3217 | Classroom | E0170 Series | - By key outside and by thumbturn inside. - Thumbturn will retract but not project deadbolt. |
| | | DL2211 DL3211 | Cylinder x Blank | E0160 Series | - By key one side only; opposite side blank. |
| | | DL2260 DL3260 | Thumbturn x Blank | E0190 Series | - By thumbturn one side only; opposite side blank. |
| | | DL2261 | Thumbturn x Indicator | E01112 | - By thumbturn inside, emergency override key outside. - Indicator standard for both sides, specify indicator option code. |

Strikes



Metal Frame Strike

Standard
2-3/4" (70mm) x 1-1/8" (29mm).
To order separately, specify 781F568 x Finish



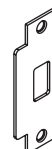
Wood Frame Strike

Standard
2-3/4" (70mm) x 1-1/8" (29mm).
To order separately, specify 781F558 x Finish.



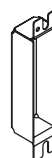
Strike Box

Standard with standard strikes.
To order separately, specify 781F599.



ANSI Strike

Optional; see Quick Codes.
To order separately, specify 423L71 x Finish.



ANSI Wrought Strike Box

Optional for use with ANSI strike; see Quick Codes. To order separately, specify 120F768.

DL2200 Series

Indicators

Available on the DL2200 Series, ANSI/BHMA Grade 2, deadbolts, status indicators can be used in a variety of applications and are most commonly used to identify occupancy status of a room.

With indicator option codes that are designed to convey wording and color in one simple code, indicators are provided on the DL2213 function as an option, and standard on both sides for the DL2261 function. Indicator option codes must be specified when ordering.

Note: Oversized thumbturn standard on indicator functions only. Other functions available by special application. Contact customer service for more details.

Features:

- Multiple indicator windows
- Large indicator windows
- Color, wording and symbols
- Options for wording/color
- Oversized thumbturn
- Patent pending thumbturn indicator
- Handed and field reversible



Applications:

- Restrooms
- Quiet rooms
- Nursing mother's rooms

Indicator Option Codes

| Single Indicator (Available for DL2213) | | | |
|---|-----------------|-----------------|-----------|
| Option Code | Outside Wording | Inside Wording | Color |
| V01 | No Indicator | Unlocked/Locked | Green/Red |
| V01F | No Indicator | Ouvert/Fermé | Green/Red |
| V04 | No Indicator | Unlocked/Locked | White/Red |
| Double Indicator (Available for DL2261) | | | |
| Option Code | Outside Wording | Inside Wording | Color |
| V21* | Vacant/Occupied | Unlocked/Locked | Green/Red |
| V21F | Libre/Occupée | Ouvert/Fermé | Green/Red |
| V54 | Vacant/Occupied | Unlocked/Locked | White/Red |

| | | | |
|----------|--------|--------|----------|
| UNLOCKED | LOCKED | VACANT | OCCUPIED |
| UNLOCKED | LOCKED | | |
| OVERT | FERMÉ | LIBRE | OCCUPÉE |
| OVERT | FERMÉ | | |
| UNLOCKED | LOCKED | VACANT | OCCUPIED |
| UNLOCKED | LOCKED | | |

* V21 provided standard for DL2261 unless otherwise specified

DL2200/DL3200 Series

Deadlocks

Ordering Examples

Stock Order

| Quantity | Series/Function | Finish |
|----------|-----------------|--------|
| 24 | DL2213 | 626 |

Contract/Detailed Order

| Quantity | Keyset | Series/Function | Finish | Strike | Options |
|----------|--------|-----------------|--------|--------|---------|
| 24 | AA1 | DL2213 | 626 | SS078 | HS-CKC2 |

Cylinders

Cylinder Only (less housing)

| Function | Part Number | Cylinder Type | Door Thickness |
|-------------|------------------|-------------------------------|---|
| 11,13,17 | CR4400-134-A51 | 6-Pin Conventional | 1-3/8" (35mm) 1-3/4" (44mm) 2" (51mm) 2-1/4" (57mm) |
| | CR4400-134-A51-7 | 7-Pin Conventional | |
| | CR4410-134-A51 | Security | |
| | CR4420-134-A51 | Pyramid High Security | |
| | CR4427-134-A51 | Pyramid Security | |
| | CR4500-134-A51 | Access 3® Patented | |
| | CR4600-134-A51 | Access 3® Security | |
| 12 | CR4700-134-A51 | Access 3® High Security | 1-3/8" (35mm) 1-3/4" (44mm) |
| | CR4400-134-A52 | 6-Pin Conventional | |
| | CR4400-134-A52-7 | 7-Pin Conventional | |
| | CR4410-134-A52 | Security | |
| | CR4420-134-A52 | Pyramid High Security | |
| | CR4427-134-A52 | Pyramid Security | |
| | CR4500-134-A52 | Access 3® Patented (AP) | |
| | CR4600-134-A52 | Access 3® Security (AS) | 2" (51mm) 2-1/4" (57mm) |
| | CR4700-134-A52 | Access 3® High Security (AHS) | |
| | CR4400-214-A52 | 6-Pin Conventional | |
| | CR4400-214-A52-7 | 7-Pin Conventional | |
| | CR4410-214-A52 | Security | |
| | CR4420-214-A52 | Pyramid High Security | |
| | CR4427-214-A52 | Pyramid Security | |
| | CR4500-214-A52 | Access 3® Patented (AP) | |
| | CR4600-214-A52 | Access 3® Security (AS) | |
| | CR4700-214-A52 | Access 3 High Security (AHS) | |
| 11,12,13,17 | CR8000 | 6-Pin LFIC | See the Housing Assembly for Interchangeable Core Cylinder chart below. |
| | CR8000-7 | 7-Pin LFIC | |
| | CR8010 | Security LFIC | |
| | CR8020 | Pyramid High Security LFIC | |
| | CR8027 | Pyramid Security LFIC | |
| | CR8200 | 6-pin SFIC | |
| | CR8200-7 | 7-pin SFIC | |
| | CR8500 | Access 3® Patented LFIC | |
| | CR8600 | Access 3® Security LFIC | |
| | CR8500 | Access 3® High Security LFIC | |

Housing Assembly - Interchangeable Core Cylinder

| Function | Part Number | Accepts Core | Door Thickness |
|----------|-----------------------|----------------|--|
| 11,13,17 | CR4440-134-A51 | 6 & 7 Pin SFIC | 1-3/8" (35mm) 1-3/4" (44mm) 2" (51mm) 2-1/4" (57mm) |
| | CR4470-134-A51 | 6-Pin LFIC | |
| | CR4470-134-A51-7 | 7-Pin LFIC | |
| 12 | CR4440-138-A52-XX (*) | 6 & 7 Pin SFIC | 1-3/8" (35mm) |
| | CR4470-138-A52-XX | 6-Pin LFIC | |
| | CR4470-138-A52-7-XX | 7-Pin LFIC | |
| | CR4440-134-A52-XX | 6 & 7 Pin SFIC | 1-3/4" (44mm) |
| | CR4470-134-A52-XX | 6-Pin LFIC | |
| | CR4470-134-A52-7-XX | 7-Pin LFIC | |
| | CR4440-200-A52-XX | 6 & 7 Pin SFIC | 2" (51mm) |
| | CR4470-200-A52-XX | 6-Pin LFIC | |
| | CR4470-200-A52-7-XX | 7-Pin LFIC | |
| | CR4440-214-A52-XX | 6 & 7 Pin SFIC | 2-1/4" (57mm) |
| | CR4470-214-A52-XX | 6-Pin LFIC | |
| | CR4470-214-A52-7-XX | 7-Pin LFIC | |

(*) Specify "OS" for outside of door or "IS" for inside of door.

DL2200/DL3200 Series

Deadlocks

Quick Codes

Cylinder and Keying

| Description | Specify |
|--|------------|
| Conventional 6-pin | (standard) |
| Less Cylinder(s) | LC |
| Conventional 7-pin | 7P |
| LFIC | |
| LFIC 6-pin | C6 |
| LFIC 6-pin Less Core | CL6 |
| LFIC 6-pin with Temporary Disposable Core | CT6D |
| LFIC 6-pin with Temporary Construction Core (Red) | CT6R |
| LFIC 6-pin with Temporary Construction Core (Blue) | CT6B |
| LFIC 6-pin with Temporary Construction Core (Green) | CT6G |
| LFIC 7-pin | C7 |
| LFIC 7-pin Less Core | CL7 |
| LFIC 7-pin with Temporary Disposable Core | CT7D |
| LFIC 7-pin with Temporary Construction Core (Red) | CT7R |
| LFIC 7-pin with Temporary Construction Core (Blue) | CT7B |
| LFIC 7-pin with Temporary Construction Core (Green) | CT7G |
| SFIC | |
| SFIC 6-pin | C6S |
| SFIC 6-pin Less Core | CLS6 |
| SFIC 6-pin with Temporary Construction Core (Blue) | CT6SB |
| SFIC 7-pin | C7S |
| SFIC 7-pin Less Core | CLS7 |
| SFIC 7-pin with Temporary Construction Core (Blue) | CT7SB |
| SFIC 6- or 7-pin Small Format Disposable Core | CTSD |
| Security | |
| Security | HS |
| Security LFIC | CHS |
| Access 3® | |
| Access 3® Patented Fixed Core | AP |
| Access 3® Security Fixed Core | AS |
| Access 3® High Security Fixed Core | AHS |
| Access 3® Patented LFIC | ACP |
| Access 3® Security LFIC | ACS |
| Access 3® High Security LFIC | ACHS |
| Pyramid | |
| Pyramid High Security Fixed Core | PHS |
| Pyramid High Security LFIC | PCHS |
| Pyramid Security Fixed Core | PS |
| Pyramid Security LFIC | PCS |
| Keying and Keys | |
| 0-bitted with 2 blank keys | (standard) |
| Keyed Random | KR |
| Construction Master Keyed (not available for Pyramid & Security cylinders) | CMK |
| 2 keys per lock | (standard) |
| More than 2 keys (e.g., KY6) | KY# |
| Visual key control (VKC) | |
| Keys only | VKC1 |
| Cylinders and keys (not for AS, AHS, ACS, ACHS, HS, CHS, PHS or PCHS) | VKC2 |
| Cylinders only (not for AS, AHS, ACS, ACHS, HS, CHS, PHS or PCHS) | VKC3 |
| Concealed key control (CKC) | |
| CKC cylinders and VKC keys | CKC2 |
| CKC cylinders only (not for AS, AHS, ACS, ACHS, PHS, PCHS) | CKC3 |

Strike

| Lip to Center | ANSI Straight Lip Specify |
|---------------|---------------------------|
| 7/8" (22mm) | SS078 |
| 1-1/8" (29mm) | SS118 |
| 1-1/4" (32mm) | SS114 |
| 1-3/8" (35mm) | SS138 |
| 1-1/2" (38mm) | SS112 |
| 1-3/4" (44mm) | SS134 |
| 2" (51mm) | SS200 |
| 2-1/4" (57mm) | SS214 |
| 2-1/2" (64mm) | SS212 |
| 2-3/4" (70mm) | SS234 |
| 3" (76mm) | SS300 |

Finish

| Description | Specify |
|--|---------|
| US3 Bright Brass | 605 |
| US4 Satin Brass | 606 |
| US10 Satin Bronze | 612 |
| US10B Dark Oxidized Satin Bronze, oil rubbed | 613 |
| US10BE Dark Oxidized Satin Bronze - equivalent | 613E |
| US26 Bright Chromium Plated | 625 |
| US26D Satin Chromium Plated | 626 |
| — Black Suede Powder Coat | BSP |
| — White Suede Powder Coat | WSP |

Lock/Cylinder Finish

| Lock | Cylinder/Core* |
|-----------------------|----------------|
| 605,606, 612,613,613E | 606 |
| 625,626,WSP | 626 |
| BSP | BSP |

*Finish when cylinder provided with lock

Door Thickness

| Description | Specify |
|---------------|------------|
| 1-3/8" (35mm) | D138 |
| 1-3/4" (44mm) | (standard) |
| 2" (51mm) | D200** |
| 2-1/4" (57mm) | D214** |

** Special application required for use with DL2261, contact Technical Product Support

Miscellaneous Options

| Description | Specify |
|---------------------------------|------------|
| ANSI wrought strike box | M17 |
| Plastic box for standard strike | (standard) |

Bolt Assembly

| Description | Part No. | Specify |
|--------------------------|------------------|------------|
| 2-3/8" (60mm) Backset | 781F528 | B238 |
| 2-3/4" (70mm) Backset | 781F538 | (standard) |
| Front Trim Plates | | |
| 1" (25mm) Wide | 781F50M x Finish | M14 |
| 1-1/8" (29mm) Wide | 781F51M x Finish | (standard) |

DL3000 Series

Deadlocks

Features



Handing

Non-handed, except DL3017, which is handed and field reversible.

Door Thickness

Standard: 1-3/4" (44mm) - 2-1/4" (57mm).
Optional door thicknesses available; see Quick Codes.

Backset

Standard: 2-3/4" (70mm)
Optional: 2-3/8" (60mm)

Front

Standard: wrought brass or bronze,
2-1/4" (57mm) x 1-1/8" (29mm).
Accommodates flat doors and doors
beveled 1/8" (3mm) in 2" (51mm).

Deadbolt

Zinc diecast hardened steel insert. 1"
(25mm) throw, 5/8" (16mm) wide x 3/4"
(19mm) high.

Strike

Standard; 2-3/4" (70mm) x 1-1/8"
(29mm).
Optional strikes and wrought boxes
available; see Strikes, this page.

Cylinder

Brass, 6-pin, L4 keyway, 0-bitted. Security
cylinders optional; see Quick Codes.

Keys

Two nickel silver standard.

Keying Features Available

Master keying
Construction master keying
7-pin (FC) conventional
Interchangeable core (LFIC or SFIC)
Security
Security (LFIC)
Visual key control
Concealed key control
Pyramid (FC)
Pyramid (LFIC)

Warranty

One-year limited.

Functions

| Outside | Inside | Series/ Function | Type | ANSI No. | Function Description |
|---------|--------|---------------------|-------------------|--------------|---|
| | | DL3013 | Single Cylinder | E0150 Series | - By key outside and by thumbturn inside. |
| | | DL3012 | Double Cylinder | E0140 Series | - By key either side. |
| | | DL3017 | Classroom | E0170 Series | - By key outside and by thumbturn inside. - Thumbturn will retract but not project deadbolt. |
| | | DL3011 | Cylinder x Blank | E0160 Series | - By key one side only; opposite side blank. |
| | | DL3060 | Thumbturn x Blank | E0190 Series | - By thumbturn one side; opposite side blank. |

Strikes



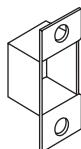
Standard Strike

2-3/4" (70mm) x
1-1/8" (29mm).
To order separately,
specify 424F83 x
Finish.



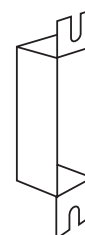
ANSI Strike

Optional; see Quick
Codes.
To order separately,
specify 423L71 x
Finish.



Wrought Strike Box

Standard with
Standard Strike.
To order separately,
specify 496F71-8.




ANSI Wrought Strike Box

Optional for use
with ANSI Strike; see
Quick Codes.
To order separately,
specify 120F76-8.



Optional Strike

3-1/2" (89mm) x
1-1/8" (29mm); see
Quick Codes.
To order separately,
specify 394F19 x
Finish.



Optional Thumbturn

Large profile and
offset center
thumbturn makes
it easier to grasp
and rotate. To order
specify Quick Code
M34. Available for
DL3013, DL3017,
DL3060.

Note: Large Format Interchangeable core not available with 1-3/8" door thickness (D138) option and 2-3/8" backset (B238) option.

DL3000 Series

Deadlocks

Ordering Examples

Stock Order

| Quantity | Series/Function | Finish |
|----------|-----------------|--------|
| 24 | DL3013 | 626 |

Contract/Detailed Order

| Quantity | Keyset | Series/Function | Finish | Optional Strike | Door Thickness | Misc. Options |
|----------|--------|-----------------|--------|-----------------|----------------|---------------|
| 24 | AA1 | DL3013 | 613 | SS118 | D214 | C6-M17 |

Quick Codes

Finish

| | Description | Specify |
|--------|---|---------|
| US3 | Bright Brass | 605 |
| US4 | Satin Brass | 606 |
| US10 | Satin Bronze | 612 |
| US10B | Dark Oxidized Satin Bronze, oil rubbed | 613 |
| US10BE | Dark Oxidized Satin Bronze - equivalent | 613E |
| US26 | Bright Chromium Plated | 625 |
| US26D | Satin Chromium Plated | 626 |
| — | Black Suede Powder Coat | BSP |
| — | White Suede Powder Coat | WSP |

Strike

| Lip to Center | ANSI Straight Lip Specify |
|-------------------------------|---------------------------|
| 7/8" (22mm) | SS078 |
| 1-1/8" (29mm) | SS118 |
| 1-1/4" (32mm) | SS114 |
| 1-3/8" (35mm) | SS138 |
| 1-1/2" (38mm) | SS112 |
| 1-3/4" (44mm) | SS134 |
| 2" (51mm) | SS200 |
| 2-1/4" (57mm) | SS214 |
| 2-1/2" (64mm) | SS212 |
| 2-3/4" (70mm) | SS234 |
| 3" (76mm) | SS300 |
| Other Strikes (no lip) | Specify |
| 2-3/4" (70mm) x 1-1/8" (29mm) | (standard) |
| 3-1/2" (89mm) x 1-1/8" (29mm) | SD001 |

Door Thickness

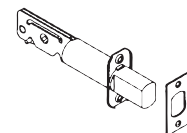
| Description | Specify |
|---------------------------|------------|
| 1-3/4" (44mm) - 2" (51mm) | (standard) |
| 2-1/4" (57mm) | D214 |
| 1-3/8" (35mm) | D138 |

Miscellaneous Options

| Description | Specify |
|---------------------------------|------------|
| ANSI wrought strike box | M17 |
| Ergonomic Thumbturn | M34 |
| Wrought box for standard strike | (standard) |

DL3000 Series

Deadlocks



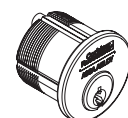
Quick Codes (cont.)

Cylinder and Keying

| Description | Specify |
|--|---------------|
| Conventional 6-pin | (standard) |
| Less Cylinder(s) | LC |
| Conventional 7-pin | 7P |
| LFIC | |
| LFIC 6-pin | C6 |
| LFIC 6-pin Less Core | CL6 |
| LFIC 6-pin with Temporary Disposable Core | CT6D |
| LFIC 6-pin with Temporary Construction Core (Red) | CT6R |
| LFIC 6-pin with Temporary Construction Core (Blue) | CT6B |
| LFIC 6-pin with Temporary Construction Core (Green) | CT6G |
| LFIC 7-pin | C7 |
| LFIC 7-pin Less Core | CL7 |
| LFIC 7-pin with temporary disposable core | CT7D |
| LFIC 7-pin with Temporary Construction Core (Red) | CT7R |
| LFIC 7-pin with Temporary Construction Core (Blue) | CT7B |
| LFIC 7-pin with Temporary Construction Core (Green) | CT7G |
| SFIC | |
| SFIC 6-pin | C6S |
| SFIC 6-pin Less Core | CLS6 |
| SFIC 6-pin with Temporary Construction Core (Blue) | CT6SB |
| SFIC 7-pin | C7S |
| SFIC 7-pin Less Core | CLS7 |
| SFIC 7-pin with Temporary Construction Core (Blue) | CT7SB |
| SFIC 6- or 7-pin Small Format Disposable Core | CTSD |
| Security | |
| Security | HS |
| Security LFIC | CHS |
| Access 3® | |
| Access 3® Patented Fixed Core | AP |
| Access 3® Security Fixed Core | AS |
| Access 3® High Security Fixed Core | AHS |
| Access 3® Patented LFIC | ACP |
| Access 3® Security LFIC | ACS |
| Access 3® High Security LFIC | ACHS |
| Pyramid | |
| Pyramid High Security Fixed Core | PHS |
| Pyramid High Security LFIC | PCHS |
| Pyramid Security Fixed Core | PS |
| Pyramid Security LFIC | PCS |
| UL Housing | |
| LFIC 6-pin Less Core | CL6AH |
| LFIC 6-Pin Disposable Core | CTAHD |
| LFIC 6-pin with Temporary Construction Core (Red/Blue/Green) | CT6AH (R/B/G) |
| Keying and Keys | |
| 0-bitted with 2 blank keys | (standard) |
| Keyed Random | KR |
| Construction Master Keyed (not available for Pyramid & Security cylinders) | CMK |
| 2 keys per lock | (standard) |
| More than 2 keys (e.g., KY6) | KY# |
| Visual key control (VKC) | |
| Keys only | VKC1 |
| Cylinders and keys (not for AS, AHS, ACS, ACHS, HS, CHS, PHS or PCHS) | VKC2 |
| Cylinders only (not for AS, AHS, ACS, ACHS, HS, CHS, PHS or PCHS) | VKC3 |
| Concealed key control (CKC) | |
| CKC cylinders and VKC keys | CKC2 |
| CKC cylinders only (not for AS, AHS, ACS, ACHS, PHS, PCHS) | CKC3 |

Bolt and Front

| Description | Part No. | Specify |
|---|----------|------------|
| 2-3/4" (70mm) backset bolt (less front) | 467F35-8 | (standard) |
| 2-3/8" (60mm) backset bolt (less front) | 693F20-8 | B238 |
| 1-1/8" (29mm) front | 467F36 | — |



Cylinder Only


Specify Part No. x Keyway x Finish

| Description | Number |
|---|------------------|
| Conventional 6-pin | CR1000-118-A03 |
| Conventional 7-pin | CR1000-114-A03-7 |
| LFIC 6-pin | CR1080-114-A03 |
| LFIC 6-pin less core | CR1070-114-A03 |
| LFIC 7-pin | CR1080-114-A03-7 |
| LFIC 7-pin less core | CR1070-114-A03-7 |
| SFIC 6-pin | CR1050-114-A03 |
| SFIC 6-pin | CR1040-114-A03 |
| SFIC 7-pin | CR1050-114-A03-7 |
| SFIC 7-pin | CR1040-114-A03-7 |
| Security | CR1010-118-A03 |
| Security LFIC | CR1090-114-A03 |
| Pyramid (FC) Conventional | CR1020-114-A03 |
| Pyramid (LFIC) | CR1030-114-A03 |
| Access 3 Patented Fixed Core | CR1500-114-A03 |
| Access 3 Security Fixed Core | CR1600-114-A03 |
| Access 3 High Security Fixed Core | CR1700-114-A03 |
| Access 3 Patented Interchangeable Core | CR1580-114-A03 |
| Access 3 Security Interchangeable Core | CR1680-114-A03 |
| Access 3 High Security Interchangeable Core | CR1788-114-A03 |
| Access 3 UL 6-Pin Housing | CR1078-114-A03 |

DL4100 Series

Deadlocks

Features



Handing

Non-handed.

Door Thickness

Standard: 1-3/4" (44mm). Optional door thicknesses available; see Quick Codes.

Backset

2-3/4" (70mm).

Lockcase

Heavy wrought steel; zinc dichromate finish.

Front

Brass, bronze, stainless steel.

4-5/8" (117mm) x 1-1/8" (29mm).

Adjustable for flat or beveled doors (bevel adjustment 1/8" (3mm) in 2" (51mm).

Deadbolt

Laminated stacked steel with hardened pin, 1" (25mm) throw.

Strike

Standard: wrought brass or bronze,

3-1/2" (89mm) x 1-1/8" (29mm).

Optional strikes available; see Strikes, next page.

Cylinder

6-pin, L4 keyway, 0-bitted. Security cylinder optional; see Quick Codes.

Keys

Two nickel silver standard.

Keying Features Available

Master keying

Construction master keying

7-pin (FC) conventional

Interchangeable core (LFIC or SFIC)

Security

Security (LFIC)

Visual key control

Concealed key control

Pyramid (FC)

Pyramid (LFIC)

Warranty

One-year limited.

Certification/Compliance

UL

Listed for use on fire doors.

Any retrofit or other field modification to a fire rated opening can potentially impact the fire rating of the opening, and Corbin Russwin, Inc. makes no representations or warranties concerning what such impact may be in any specific situation. When retrofitting any portion of an existing fire-rated opening, or specifying and installing a new fire-rated opening, please consult with a code specialist or local code official (Authority Having Jurisdiction) to ensure compliance with all applicable codes and ratings.

Functions

| Outside/Inside | Series/Function | Type | ANSI No. | Function Description |
|----------------|-----------------|-----------------------------|--------------|---|
| | DL4113 | Single Cylinder | E6070 Series | - By key outside and by thumbturn inside. |
| | DL4112 | Double Cylinder | E6060 Series | - By key either side. |
| | DL4117 | Classroom | E6090 Series | - By key outside and by thumbturn inside. - Thumbturn will retract but not project deadbolt. |
| | DL4111 | Cylinder x Blank | E6080 Series | - By key one side only; opposite side blank. |
| | DL4122 | Double Cylinder x Thumbturn | — | - By key either side and by thumbturn inside. - Thumbturn will retract but not project deadbolt. |
| | DL4160 | Thumbturn x Blank | — | - By thumbturn inside only; opposite side blank. |

DL4100 Series

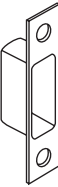
Deadlocks

Strikes



Standard Strike

3-1/2" (89mm) x 1-1/8" (29mm). To order separately, specify 796F34 x Finish.



Strike Box

Optional with Standard Strike; see Quick Codes. To order separately, specify 466F27-9.



ANSI Strike

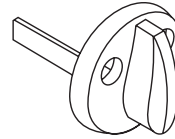
Optional; see Quick Codes. To order separately, specify 240L08 x Finish.



ANSI Wrought Strike Box

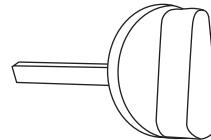
Optional for use with ANSI Strike; see Quick Codes. To order separately, specify 120F76-8.

Thumbturns



Standard Thumbturn

Cast brass or bronze. Standard on functions utilizing thumbturn. Surface screw mounted. To order separately, see table.



Optional Thumbturn

Large profile and offset center thumbturn makes it easier to grasp and rotate. To order with lock, specify Quick Code M34. To order separately, see table.

| Door | Packet | |
|---------------|---------------|---------------|
| | Standard | Optional |
| 1-3/4" (44mm) | 796F30M x FIN | 791F51M x FIN |
| 2" (51mm) | 857F45M x FIN | |
| 2-1/4" (57mm) | 857F46M x FIN | |

DL4100 Series

Deadlocks

Ordering Examples

Stock Order

| Quantity | Series/Function | Finish |
|----------|-----------------|--------|
| 24 | DL4113 | 626 |

Contract/Detailed Order

| Quantity | Keyset | Series/Function | Finish | Optional Strike | Door Thickness | Misc. Options |
|----------|--------|-----------------|--------|-----------------|----------------|---------------|
| 7 | AA13 | DL4112 | 626 | SS118 | D214 | C6-VKC2 |

Quick Codes

Cylinder and Keying

| Description | Specify |
|---|------------|
| Conventional 6-pin | (standard) |
| Conventional 7-pin | 7P |
| Less Cylinder(s) | LC |
| LFIC | |
| LFIC 6-pin | C6 |
| LFIC 6-pin Less Core | CL6 |
| LFIC 6-Pin Disposable Core | CT6D |
| LFIC 6-pin with Temporary Construction Core (Red) | CT6R |
| LFIC 6-pin with Temporary Construction Core (Blue) | CT6B |
| LFIC 6-pin with Temporary Construction Core (Green) | CT6G |
| LFIC 7-pin | C7 |
| LFIC 7-pin Less Core | CL7 |
| LFIC 7-Pin Disposable Core | CT7D |
| LFIC 7-pin with Temporary Construction Core (Red) | CT7R |
| LFIC 7-pin with Temporary Construction Core (Blue) | CT7B |
| LFIC 7-pin with Temporary Construction Core (Green) | CT7G |
| SFIC | |
| SFIC 6-pin | C6S |
| SFIC 6-pin Less Core | CLS6 |
| SFIC 6-Pin Disposable Core | CT6SD |
| SFIC 6-pin with Temporary Construction Core (Blue) | CT6SB |
| SFIC 7-pin | C7S |
| SFIC 7-pin Less Core | CLS7 |
| SFIC 7-Pin Disposable Core | CT7SD |
| SFIC 7-pin with Temporary Construction Core (Blue) | CT7SB |
| Security | |
| Security | HS |
| Security LFIC | CHS |
| Access 3* | |
| Access 3* Patented Fixed Core | AP |
| Access 3* Security Fixed Core | AS |
| Access 3* High Security Fixed Core | AHS |
| Access 3* Patented LFIC | ACP |
| Access 3* Security LFIC | ACS |
| Access 3* High Security LFIC | ACHS |
| Pyramid | |
| Pyramid Security Fixed Core | PS |
| Pyramid High Security Fixed Core | PHS |
| Pyramid Security LFIC | PCS |
| Pyramid High Security LFIC | PCHS |
| Pyramid LFIC Less Core | CLP |
| Pyramid with Temporary Construction Core | CTP |
| Pyramid Disposable Core | CTPD |

| Description | Specify |
|--|-----------------|
| UL Housing | |
| LFIC 6-pin Less Core | CL6AH |
| LFIC 6-Pin Disposable Core | CTAHD |
| LFIC 6-pin with Temporary Construction Core (Red/Blue/Green) ³ | CT6AH (R/B/G) |
| Other | |
| Master Ring | MR |
| Flex Head Cylinder, 6-pin (sectional trim) | FX6 |
| Flex Head Cylinder, 7-pin (sectional trim) | FX7 |
| Flex Head Cylinder, Master Ring (sectional trim) | FXM |
| Plug Only to Show, Less Cylinder | PO-LC |
| Plug Only to Show, 6-pin (concealed shell; M and R escutcheons only, single cylinder only) | PO6 |
| Plug Only to Show, 7-pin (concealed shell; M and R escutcheons only, single cylinder only) | PO7 |
| Keying and Keys | |
| 0-bitted with 2 blank keys | 0Bit (standard) |
| Keyed Random | KR |
| Construction Master Keyed (not available for Pyramid) | CMK |
| Uncombined | UC |
| 2 keys per lock | (standard) |
| More than 2 keys | KY# (e.g., KY6) |
| Visual key control (VKC) | |
| No biting or keyset stamping on keys or cylinder | VKC0 |
| Keys only | VKC1 |
| Cylinders and keys (not for AS, AHS, ACS, ACHS, HS, CHS, PHS or PCHS) | VKC2 |
| Cylinders only (not for AS, AHS, HS, ACS, ACHS, CHS, PHS or PCHS) | VKC3 |
| Concealed key control (CKC) | |
| CKC cylinders with VKC keys | CKC2 |
| CKC cylinders only (not for AS, AHS, HS, ACS, ACHS, CHS, PHS or PCHS) | CKC3 |

DL4100 Series

Deadlocks

Finish

| | Description | Specify |
|--------------------|--|---------|
| BHMA 605 (US3) | Bright Brass | 605 |
| BHMA 606 (US4) | Satin Brass | 606 |
| BHMA 611 (US9) | Bright Bronze | 611 |
| BHMA 612 (US10) | Satin Bronze | 612 |
| BHMA 613 (US10B) | Dark Oxidized Satin Bronze, Oil Rubbed | 613 |
| BHMA 613E (US10BE) | Dark Oxidized Satin Bronze - equivalent | 613E |
| 613L | Dark Oxidized Satin Bronze, Clear Coated | 613L |
| BHMA 618 (US14) | Bright Nickel | 618 |
| BHMA 619 (US15) | Satin Nickel | 619 |
| BHMA 625 (US26) | Bright Chromium Plated | 625 |
| BHMA 626 (US26D) | Satin Chromium Plated | 626 |
| — | Black Suede Powder Coat | BSP |
| — | White Suede Powder Coat | WSP |

Strike

| Lip to Center | ANSI Straight Lip Specify |
|---------------|---------------------------|
| 7/8" (22mm) | SS078 |
| 1-1/8" (29mm) | SS118 |
| 1-1/4" (32mm) | SS114 |
| 1-3/8" (35mm) | SS138 |
| 1-1/2" (38mm) | SS112 |
| 1-3/4" (44mm) | SS134 |
| 2" (51mm) | SS200 |
| 2-1/4" (57mm) | SS214 |
| 2-1/2" (64mm) | SS212 |
| 2-3/4" (70mm) | SS234 |
| 3" (76mm) | SS300 |

Miscellaneous Options

| Description | Specify |
|-------------------------|---------|
| Spanner head screws | M02 |
| Torx® head screws | M04 |
| ANSI wrought strike box | M17 |
| Lead wrapped case | M29 |
| Ergonomic thumbturn | M34 |
| Box for standard strike | M40 |

Door Thickness

| Description | Specify |
|---------------------------|------------|
| 1-3/4" (44mm) - 2" (51mm) | (standard) |
| 2-1/4" (57mm) | D214 |

Cylinder Only

Specify Part No. x Keyway x Finish

| Description | Number |
|--|------------------|
| Conventional 6-pin | CR1000-118-A07 |
| Conventional 7-pin | CR1000-114-A07-7 |
| LFIC 6-pin | CR1080-114-A07 |
| LFIC 6-pin less core | CR1070-114-A07 |
| LFIC 7-pin | CR1080-112-A07-7 |
| LFIC 7-pin less core | CR1070-112-A07-7 |
| SFIC 6-pin | CR1050-114-A07-6 |
| SFIC 6-pin less core | CR1040-114-A07-6 |
| SFIC 7-pin | CR1050-114-A07-7 |
| SFIC 7-pin less core | CR1040-114-A07-7 |
| Security | CR1010-118-A07 |
| Security IC | CR1090-114-A07 |
| Pyramid (FC) Conventional | CR1020-114-A07 |
| Pyramid (IC) | CR1030-114-A07 |
| Access 3® Patented Fixed Core | CR1500-114-A07 |
| Access 3® Security Fixed Core | CR1600-114-A07 |
| Access 3® High Security Fixed Core | CR1700-114-A07 |
| Access 3® Patented Interchangeable Core | CR1580-114-A07 |
| Access 3® Security Interchangeable Core | CR1680-114-A07 |
| Access 3® High Security Interchangeable Core | CR1788-114-A07 |

The ASSA ABLOY Group is the global leader in access solutions. Every day, we help billions of people experience a more open world.

ASSA ABLOY Opening Solutions leads the development within door openings and products for access solutions in homes, businesses and institutions. Our offering includes doors, frames, door and window hardware, mechanical and smart locks, access control and service.



For additional information, contact your
ASSA ABLOY Door Security Solutions
sales consultant or visit www.corbinrusswin.com.

In U.S.

Corbin Russwin
225 Episcopal Road
Berlin, CT 06037
Phone: 800-543-3658
Fax: 800-447-6714
www.corbinrusswin.com

In Canada

ASSA ABLOY Door
Security Solutions Canada
160 Four Valley Drive
Vaughan, Ontario
Canada L4K 4T9
Phone: 800-461-3007
Fax: 800-461-8989
www.assaabloydss.ca