

Features

Backset

7/8" [22.2 mm], 31/32" [24.6 mm], 1-1/8" [28.6 mm], and 1-1/2" [38.1 mm]. 1850S-X2X not available with 7/8" backset.

Case

Measures 1" x 6" x depth [25.4 mm x 152.4 mm x depth], depth varies by backset (see table on left). Steel with corrosion-resistant plating.

Faceplate

Measures 1" x 6-7/8" [25.4 mm x 174.6 mm].

Strike

See below for dimensions of strike slot which can be cut in metal jamb. Trim plate, box strike, and armored strike are available separately.

Bolt

Eight-ply laminated stainless steel. Center ply has alumina-ceramic core to defeat any hacksaw attack, including rod-type "super" hacksaws.

MS1850S: Standard straight bolt measures 5/8" x 1-3/8" x 2-7/8" [15.9 mm x 34.9 mm x 73.0 mm] with 1-3/8" [34.9 mm] throw.

MS1850S-X5X: Hookbolt measures 5/8" x 1-3/8" [15.9 mm x 34.9 mm] with 13/16" [20.6 mm] throw. Hook shaped bolt repels pry bar attempts to "spread" the door from its jamb or lift it off its track.

1850S-X2X: Short bolt measures 5/8" x 1-3/8" x 2-3/8" [15.9 mm x 34.9 mm x 60.3 mm] with 13/16" [20.6 mm] throw.

Standard Package

Individually boxed with faceplate and mounting screws. Strike plates, cylinders and/or thumbturns available separately.

Shipping Weight

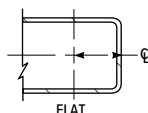
1-1/2 lbs [0.68 kg].

Options

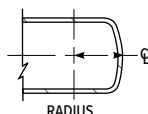
- "SCHOOLHOUSE" version, also available, is modified so that operation from inside is "unlock only". This lock is handed and must be specified LH or RH. Specify SCH1850S or SCH1850S-X5X Series. Same faceplate and backset options as MS1850S and MS1850S-X5X Series.

HOW BACKSET IS MEASURED:

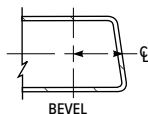
CYLINDER



FLAT



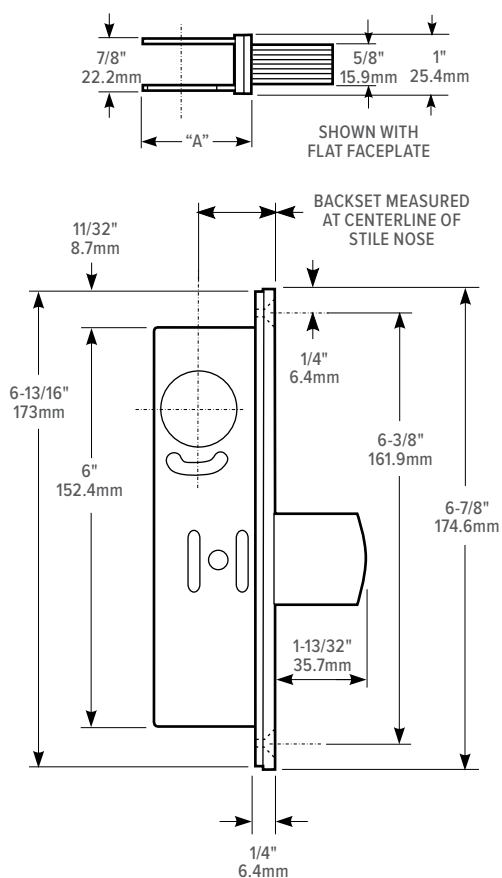
RADIUS



BEVEL

ARMORED FACEPLATE 1" X 6-7/8"	
FLAT MS1850S	
RADIUS MS1851S	
RADIUS W/ WEATHERSTRIP MS1851SW	
LH BEVEL MS1852S-X15	
RH BEVEL MS1852S-X16	
BACKSET	"A"
7/8" 22mm	1-9/16" 34.7mm
31/32" 24.6mm	1-5/8" 41.3mm
1-1/8" 28.6mm	1-25/32" 45.2mm
1-1/2" 38.1mm	2-1/4" 57.2mm

MS1850S Dimensions



MS1850S-X5X Dimensions

