

CL3300 & CL3500 Series

Cylindrical Locks






Corbin Russwin will discontinue the CL3300 and CL3500 Series cylindrical locks effective December 31, 2023.

During the remainder of 2023, products will be available as inventory levels allow. As inventory is depleted, any orders placed during this time will be switched with the CLX3300 Series. Beginning January 2, 2024, the CL3300 and CL3500 Series will no longer be available to order and all purchase orders received will convert to the comparable CLX3300 Series configuration.

Warranty Support:

All qualified warranty claims will be supported. Current warranty for the CL3300 and CL3500 Series will remain in place through the respective warranty period. However, if required, products may be replaced with CLX3300 Series units at our discretion.

Lever Design Comparison:

Illustration	CLX3300 Series	CL3300 Series	CL3500 Series
	Armstrong – AZ	Armstrong – AZ	Armstrong – AZ
	Newport – NZ	Newport – NZ	Newport – NZ
	Princeton – PZ	Princeton – PZ	Princeton – PZ
	102	–	–
	106	–	–
	123	–	–
	124	–	–
	–	Frascati – FZ	–
	D	D	D

Note: Specify lever x rose, i.e. AZD, 102D

discontinuance

CL3300 & CL3500 Series

Cylindrical Locks

Product Function Comparison:

	FUNCTIONS	ANSI/BHMA No.	CLX3300 Series	CL3300 Series	CL3500 Series
No Cylinder	Passage or Closet Latch	F75	CLX3310	CL3310	CL3510
	Privacy, Bedroom or Bath (Em key)	F76A	CLX3320	CL3320	CL3520
	Privacy, Bedroom or Bath (Cointurn)	F76A	CLX3330	–	–
	Patio or Privacy	F77A	CLX3340	CL3340	–
	Exit Latch	F89	CLX3340NT	CL3340NT	–
	Communicating Passage	F111	CLX3380	CL3380	CL3580
	Hospital Privacy	–	CLX3320H	CL3320H	–
	Passage x Thumbpiece	–	CLX3390	CL3390	–
	Time Out Lock	–	CLX3320TO	CL3320TO	–
	Dummy – Trim One Side	–	CLX3350	CL3350	CL3550
	Dummy – Trim Both Sides	–	CLX3370	CL3370	CL3570
Single Cylinder	Entry – Push Button Always Releases (Except When Closing Door)	F82A	CLX3361	CL3361	CL3561
	Classroom	F84	CLX3355	CL3355	CL3555
	Storeroom or Closet	F86	CLX3357	CL3357	CL3557
	Corridor	F90	CLX3375	CL3375	–
	Corridor – Outside Unlocked by Turning Inside Lever or Closing Door	F90 Modified	CLX3376	–	–
	Service Station	F92	CLX3393	CL3393	–
	Hotel	F93	CLX3329	CL3329	–
	Entry – Outside Lever May be Retained in Locked Position	F109	CLX3351	CL3351	CL3551
	Communicating Storeroom	F112	CLX3383	–	–
	Communicating Classroom	F113	CLX3381	CL3381	CL3581
	Closet/Storeroom x Thumb Piece	–	CLX3391	CL3391	–
	Storeroom/Public Restroom	–	CLX3359	CL3359	–
Double Cylinder	Communicating – Key Both Sides. Locks or Unlocks Each Side Independently	F80	CLX3362	CL3362	–
	Utility, Asylum or Institutional	F87	CLX3332	CL3332	–
	Apartment, Exit, Public Toilet	F88	CLX3372	CL3372	–
	Store Door	F91	CLX3382	–	CL3582
	Intruder Classroom	F110	CLX3352	CL3352	–
Fail Safe	Electromechanical Function – Single Cylinder x Outside Lever Unlocked	–	CLX33903	CL33903	–
Fail Secure	Electromechanical Function – Single Cylinder x Outside Lever Locked	–	CLX33905	CL33905	–

discontinuanee

For additional information, contact your ASSA ABLOY Door Security Solutions sales consultant or visit www.corbinrusswin.com.