



# CK4300 Series

## Cylindrical Knob Locksets

# Product Catalog



Experience a safer  
and more open world

# Applications

## CK4300 Series



### Table of Contents

Applications.....	2
Features.....	3
Functions.....	4
Trim Designs.....	5
Options and Accessories .....	6
How to Order .....	8
Quick Codes .....	9
How to Specify .....	10

[www.corbinrusswin.com](http://www.corbinrusswin.com)

### Applications

The CK4300 Series is ideal for demanding, high-use commercial, industrial and institutional applications, including:

- Schools
- Hotels
- Apartments
- Hospitals and nursing homes
- Churches
- Municipal buildings
- Airports
- Retail complexes
- Offices
- Warehouses

### Advantages

- Internal parts are zinc dichromate plated for corrosion resistance
- Heavy wrought knobs with steel liner for impact resistance
- 1/2 " (13mm) Stainless Steel throw latchbolt



# Features

## CK4300 Series

### Features

#### Handing

Non-handed.

#### Door Thickness

1-3/8" (35mm) – 2" (51mm).

#### Backset

2-3/4" (70mm) standard.

#### Lock Chassis

Steel, zinc dichromated for corrosion resistance.

#### Front

Wrought brass or stainless steel,  
2-1/4" (57mm) x 1-1/8" (29mm).  
Accommodates doors beveled  
1/8" (3mm) in 2" (51mm).

#### Latchbolt

Stainless Steel 1/2" (13mm) throw, 7/8" (22mm) diameter.

#### Strike

Wrought brass or stainless steel, ANSI  
curved lip standard, 4-7/8" (124mm) x  
1-1/4" (32mm) x 1-1/4" (32mm) lip to  
center. Optional strikes, lip lengths and  
ANSI wrought strike box available; see  
Quick Codes page 9.

#### Cylinder

Brass, 6-pin, L4 keyway, 0-bitted standard.

### Finishes

See Quick Codes page 9.

### Keying Features Available

Master keying  
Construction master keying  
Visual key control  
Concealed key control  
Conventional 6-pin  
Security  
Pyramid Security  
Pyramid High Security  
Access 3® Patented  
Access 3® Security  
Access 3® High Security

### Keys

Two nickel silver standard.

### Warranty

Three-year limited.

### Certification/Compliance

#### ANSI/BHMA

Certified and meets A156.2 Series  
4000, Grade 1.



#### UL-cUL

All locks listed for A Label and lesser class  
single doors, 4' x 8'.  
Letter F and UL symbol on latch front  
indicate listing.

Any retrofit or other field modification to  
a fire-rated opening can potentially impact  
the fire rating of the opening, and Corbin  
Russwin, Inc. makes no representations or  
warranties concerning what such impact  
may be in any specific situation. When  
retrofitting any portion of an existing fire-  
rated opening, or specifying and installing  
a new fire-rated opening, please consult  
with a code specialist or local code official  
(Authority Having Jurisdiction) to ensure  
compliance with all applicable codes and  
ratings.

Internal parts are zinc  
dichromate plated for  
corrosion resistance

Heavy wrought knobs  
with steel liner for  
impact resistance

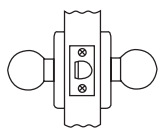
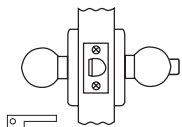
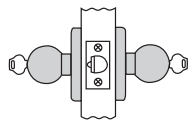
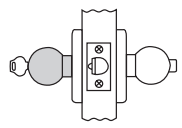
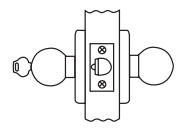
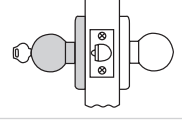
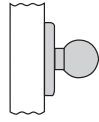


Multiple keying options

Stainless Steel 1/2"  
throw latchbolt

# Functions

## CK4300 Series

Outside	Inside	Series/ Function	Type	ANSI No.	Function Description
		CK4310	Passage or Closet	F75	<ul style="list-style-type: none"> <li>Latchbolt by knob either side.</li> <li>Both knobs always free.</li> </ul>
		CK4320	Privacy, Bedroom or Bathroom	F76A	<ul style="list-style-type: none"> <li>Latchbolt by knob either side.</li> <li>Outside knob locked by push button.</li> <li>Outside knob unlocked by coin turned in emergency slot outside, by rotating inside knob or by closing door.</li> <li>Inside knob always free.</li> </ul>
		CK4332	Institution or Utility	F87	<ul style="list-style-type: none"> <li>Deadlocking latchbolt by key either side.</li> <li>Both knobs always rigid.</li> </ul>
		CK4351	Entrance or Office	F109	<ul style="list-style-type: none"> <li>Deadlocking latchbolt by knob either side, except when turn button locks outside knob. Pushing turn button in locks outside knob, requiring use of key outside to unlock.</li> <li>Turning inside knob unlocks outside knob.</li> <li>Pushing in and turning button locks outside knob, requiring key at all times. Turning inside knob does not unlock outside knob until button is manually turned to unlocked position.</li> <li>Inside knob always free.</li> </ul>
		CK4355	Classroom	F84	<ul style="list-style-type: none"> <li>Deadlocking latchbolt by knob either side, except when key outside locks outside knob.</li> <li>Outside knob unlocked by key outside.</li> <li>Inside knob always free.</li> </ul>
		CK4357	Storeroom or Closet	F86	<ul style="list-style-type: none"> <li>Deadlocking latchbolt by key in outside knob or by rotating inside knob.</li> <li>Outside knob always rigid.</li> <li>Inside knob always free.</li> </ul>
		CK4350	Half Dummy Trim	—	<ul style="list-style-type: none"> <li>Knob acts as pull only; no operation.</li> <li>Knob is rigid.</li> </ul>



Indicates rigid knob.

# Trim Designs

## CK4300 Series



### Global

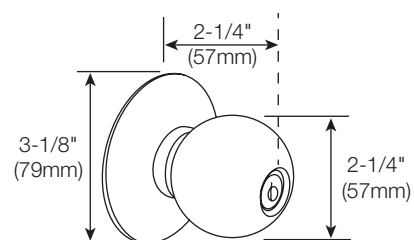
Brass or stainless steel



### GRD

**Knob:** Wrought reinforced

**Rose:** Wrought reinforced

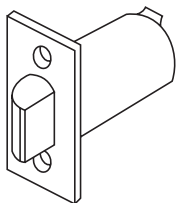


# Options and Accessories

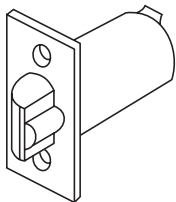
## CK4300 Series

### Latches

To order latchbolt separately, specify Part No. x Finish (e.g., 787F65 x 630).



Plain



Deadlocking

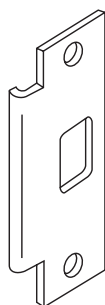
Description	Plain	Deadlocking
2-3/4" (70mm) Backset Square corner front, 2-1/4"(57mm) x 1-1/8"(29mm) universal	787F65	787F66



# Options and Accessories

## CK4300 Series

### Strikes

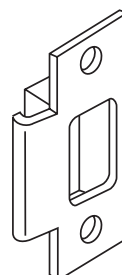


**ANSI Curved Lip** (standard)  
Brass or stainless steel  
4-7/8" (124mm) x 1-1/4" (32mm) x  
1-1/4" (32mm) lip to center

Optional lip lengths: 1" (25mm),  
1-1/8" (29mm), 1-3/8" (35mm),  
1-1/2" (38mm), 1-3/4" (44mm),  
2" (51mm), 2-1/4" (57mm),  
2-1/2" (64mm), 2-3/4" (70mm),  
3" (76mm)

To order optional strike with lockset, see  
Quick Codes, page 9.

To order separately, specify 217L13 x  
Lip Length x Finish.



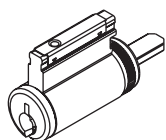
**Curved Lip "T" Strike**  
Brass  
2-3/4" (70mm) x 1-1/8" (29mm) x  
1-1/4" (32mm) lip to center

Optional lip lengths: 1" (25mm),  
1-1/8" (29mm), 1-3/8" (35mm),  
1-1/2" (38mm), 1-3/4" (44mm),  
2" (51mm), 2-1/4" (57mm),  
2-1/2" (64mm), 2-3/4" (70mm),  
3" (76mm)

To order optional strike with lockset,  
see Quick Codes, page 9.

To order separately, specify 586L19 x  
Lip Length x Finish.

### Cylinders



**Standard Cylinder**  
Finishes: 606, 626

Conventional	2000-031H (standard)
Security	2010-031H
Pyramid High Security	2020-031H
Pyramid Security	2027-031H
Access 3® - AP	2500-031H
Access 3® - AS	2600-031H
Access 3® - AHS	2700-031H

Plug diameter for standard and Access 3 cylinders is .509, .552 for security cylinders and .496 for Pyramid cylinders.

Cylinders are brass and come with 2 nickel silver keys.

To order optional cylinder with lockset, see Quick Codes, page 9.

To order cylinder separately, specify Part No. x Keyway x Finish (e.g., 2000-031H x L4 x 626).

# How to Order

## CK4300 Series

### Ordering Examples

#### Stock Order

Quantity	Series/Function	Trim	Finish	Hand
100	CK4355	GRD	630	RHR

### Where to find ordering information and quick codes

Series/Function	Page 4
Trim Designs	Page 5
Finish	Page 9
Door Thickness	Page 9
Backset	Page 9
Strike	Page 9
Miscellaneous Option	Page 9
Cylinder and Keying	Page 9

#### Contract / Detailed Order

Quantity	Series/ Function	Trim	Finish	Hand	Door Thickness	Backset	Optional Strike	Misc. Options	Optional Cylinder	Keying	Keyset
24	CK4355	GRD	630	RHR	1-3/4"	2-3/4"	SC112	M02	PS	VKC1	AA1



# Quick Codes

## CK4300 Series

### Cylinder and Keying

Description	Specify
Conventional 6-pin	(standard)
Less cylinder(s)	LC
Security	HS
Access 3® AP Fixed Core	AP
Access 3® AS Fixed Core	AS
Access 3® AHS Fixed Core	AHS
Pyramid Security	PS
0-bitted with 2 blank keys	(standard)
Keyed random	KR
Construction master keyed	CMK
Visual key control (VKC)	
- No stamping	VKC0
- Keys only	VKC1
- Cylinders and keys (not for HS or CHS)	VKC2
- Cylinders only (not for HS or CHS)	VKC3
Concealed key control (CKC)	
CKC cylinders with VKC keys	CKC2
CKC cylinders only	CKC3
2 keys per lock	(standard)
More than 2 keys	KY# (e.g., KY6)

1. Available 0-bitted & keyed random (KR) only

### Miscellaneous Options

Description	Specify
Spanner head screws	M02
Torx® head screws	M04
ANSI wrought strike box	M17

### Door Thickness

Door Thickness	Specify
1-3/8" (35mm) - 2" (51mm)	(standard)

### Backset

Description	Specify
2-3/4" (70mm)	(standard)

### Finish

ANSI/BHMA	Description
605	Bright Brass
613E	Dark Oxidized Satin Bronze - equivalent
630	Satin Stainless Steel

### Strikes

Lip to Center	ANSI Curved Lip Specify	T-Strike Curved Lip Box Specify
1" (25mm)	SA100	SC100
1-1/8" (29mm)	SA118	SC118
1-1/4" (32mm)	SA114 (standard)	SC114
1-3/8" (35mm)	SA138	SC138
1-1/2" (38mm)	SA112	SC112
1-3/4" (44mm)	SA134	SC134
2" (51mm)	SA200	SC200
2-1/4" (57mm)	SA214	SC214
2-1/2" (63mm)	SA212	SC212
2-3/4" (70mm)	SA234	SC234
3" (76mm)	SA300	SC300

# How to Specify

## CK4300 Series

### Suggested Specifications

All locksets shall be CK4300 Series Heavy-Duty Cylindrical Knob Locksets as provided by Corbin Russwin Architectural Hardware, Berlin, Connecticut.

Locksets shall have a steel chassis, zinc dichromate plated for rust resistance, which fits a 2-1/8" (54mm) door preparation. Latchbolts shall have a 1/2" (13mm) throw.

The standard backset shall be 2-3/4" (70mm).

Cylinders shall be 6-pin, constructed of brass, with conventional, security, and high security cores available.

All locksets shall be listed by Underwriters Laboratories for A label and lesser class single doors, 4' x 8' .

Certification:  
ANSI/BHMA A156.2 Series 4000, Grade 1

All locks, trim and cylinders shall be from one manufacturer.

All locksets shall carry a three-year limited warranty.

# Notes

## CK4300 Series

The ASSA ABLOY Group is the global leader in access solutions. Every day, we help billions of people experience a more open world.

ASSA ABLOY Opening Solutions leads the development within door openings and products for access solutions in homes, businesses and institutions. Our offering includes doors, frames, door and window hardware, locks, perimeter fencing, access control and service.



For additional information, contact your  
ASSA ABLOY Door Security Solutions  
sales consultant or visit [www.corbinrusswin.com](http://www.corbinrusswin.com).

**In U.S.**

Corbin Russwin  
Architectural Hardware  
225 Episcopal Road  
Berlin, CT 06037  
Phone: 800-543-3658  
Fax: 800-447-6714  
[www.corbinrusswin.com](http://www.corbinrusswin.com)

**In Canada**

ASSA ABLOY Door  
Security Solutions Canada  
160 Four Valley Drive  
Vaughan, Ontario  
Canada L4K 4T9  
Phone: 800-461-3007  
Fax: 800-461-8989  
[www.assaabloydss.ca](http://www.assaabloydss.ca)