



















Finishes

ANSI/BHMA Code Finish Description				
600* Primed for Painting	605^ Bright Brass, Clear Coated	606^ Satin Brass, Clear Coated	611^ Bright Bronze, Clear Coated	612^ Satin Bronze, Clear Coated
				
613 Dark Oxidized Satin Bronze, Oil Rubbed	613E^ Dark Oxidized Satin Bronze - equivalent	625^ Bright Chrome Plated	626^ Satin Chrome Plated	689 Aluminum Painted
				
690 Dark Bronze Painted	691 Light Bronze Painted	693 Black Painted	694 Medium Bronze Painted	696 Satin Brass Painted
				
BSP Black Suede Powder Coat	WSP White Suede Powder Coat			
				

*600 is a special rust-inhibiting prime coat. Closers can be ordered prime coat only (specify closer x 600). An additional charge applies if finish coat is required over prime coat (ex: 51 x 600 x 689).

^ Available on arms only.