

7100 Series

Electric Strikes for Adams Rite Deadlatches and Cylindrical Locks

Designed for use with Adams Rite deadlatches or cylindrical locksets with 1/2" [12.7 mm] to 5/8" [15.9 mm] latchbolt projection. For use in aluminum, hollow metal, or wood applications.

Function

Remote electrical control of any door equipped with an Adams Rite 4500, 4700 (discontinued), or 4900 Deadlatch or cylindrical lockset with 1/2" [12.7 mm] to 5/8" [15.9 mm] latchbolt projection. Electrical actuation unlocks the keeper, releasing the latchbolt so the door may be opened without operating the latch itself.

Specifications

UL 1034 burglary-resistant listed

UL 294 (6th Edition) listed



LISTED



Grade 1



Burglary Listed



Electrified Product



ASSA ABLOY, the global leader
in door opening solutions

Copyright © 2018, Hanchett Entry Systems, Inc., an ASSA ABLOY Group company. All rights reserved. Reproduction in whole or in part without the express written permission of Hanchett Entry Systems, Inc. is prohibited. Patent pending and/or patent assabloydss.com/patents

ARM-014-9/17

800.872.3267

800.232.7329

adamsrite.com

10027 S. 51st Street, Ste 102, Phoenix, Arizona 85044



Features

Case

1" x 3-3/8" x 1-5/8" deep
[25.4 mm x 85.7 mm x 41.3 mm deep].

Strike Opening

5/8" x 1-7/16" x 1/2" deep
[15.9 mm x 36.5 mm x 12.7 mm deep].
Bolt retaining keeper is stainless steel.
Strike accepts bolt of any Adams Rite 4500, 4700 (discontinued), or 4900 Deadlatch or cylindrical latches.

Strike Lip

Basic strike has lip of proper length for 1-3/4" [44.5 mm] thick door that closes flush with jamb edge. Where door thickness or jamb shape differs from this standard relationship, lip extension kits are available, specified by last dash number.

- Lip extension kits not available on 7101 or 7131.

Latchbolt Projection

1/2" to 5/8" [12.7 mm to 15.9 mm]

Faceplate

Available in a variety of architectural finishes.

7100	1-1/4" x 4-7/8" [31.8 mm x 123.8 mm]	Flat with radius corners
7101	1-1/4" x 4-7/8" [31.8 mm x 123.8 mm]	Radiused to match nose on inactive leaf in a pair of narrow stile doors.
7110	1-7/16" x 7-15/16" [36.5 mm x 201.6 mm]	Flat with radius corners
7111	1-7/16" x 10-1/4" [36.5 mm x 260.4 mm]	Flat with radius corners
7130	1-1/4" x 6-7/8" [31.8 mm x 174.6 mm]	Flat with radius corners
7131	1-1/4" x 6-7/8" [31.8 mm x 174.6 mm]	Radiused to match nose on inactive leaf in a pair of narrow stile doors
7140	1-1/4" x 4-7/8" [31.8 mm x 123.8 mm]	Flat with square corners

7130/7131: Large 6-7/8" faceplate is designed to cover strike opening when converting from an MS® pivoted-bolt deadlock to deadlatch.

Standard Package

Individually boxed with mounting screws, mounting clips, adhesive shims to accommodate jamb or stile extrusion thickness greater or less than nominal 1/8" [3.2 mm].

7140 Includes mounting clips and adhesive shims for use where welded tabs are omitted.

Shipping Weight:

2 lbs [0.91 kg].

Electrical

Current Draw

0.33A at 12 VDC 1.42A at 12 VAC
0.22A at 16 VDC 0.63A at 16 VAC
0.17A at 24 VDC 0.74A at 24 VAC

Voltage

Available in 12, 16, or 24 Volt AC and DC. DC continuous units are silent, AC intermittent units “buzz” on operation.

Fail Safe | Fail Secure

Field selectable at time of installation. However, AC intermittent solenoid must not be used continuously in either.

Options

- Available with two Form ‘C’ monitoring switches to indicate when the latchbolt is engaged in the strike and whether the strike jaw is blocked.
Not available on 7130/7131, 7140.
- Lip extension kits for various dimensions of door centerline to jamb edge; for flat faceplates only.
Not available on 7101 or 7131.
- **Modular Packaging**
Match one strike body kit with one faceplate kit to make a complete electric strike. Faceplate kits contain all hardware to mount electric strike. Please contact factory or sales representative for details.

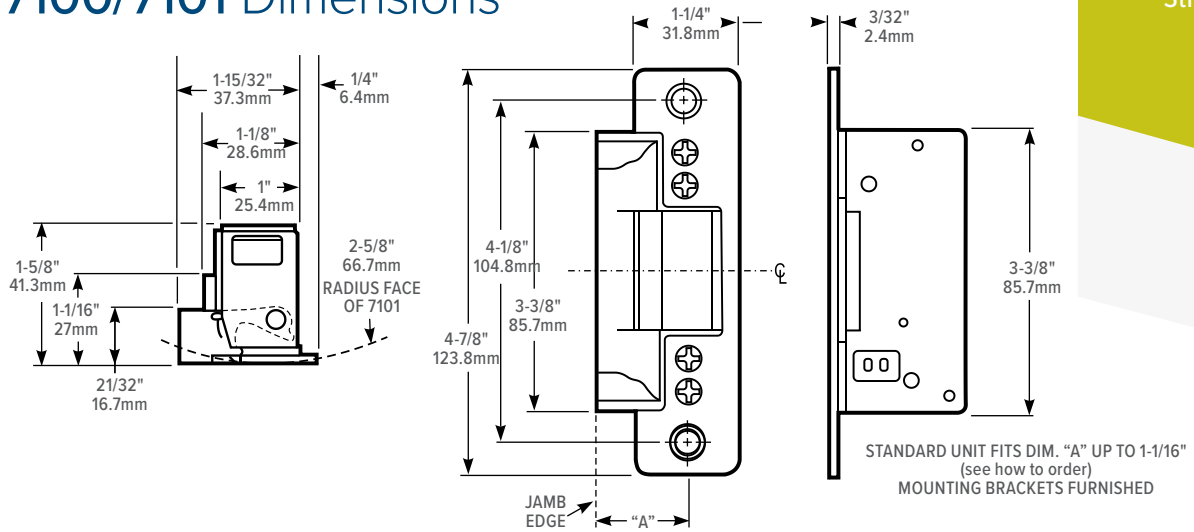
Related Products

7100/7101, 7110/7111, 7130/7131, 7140

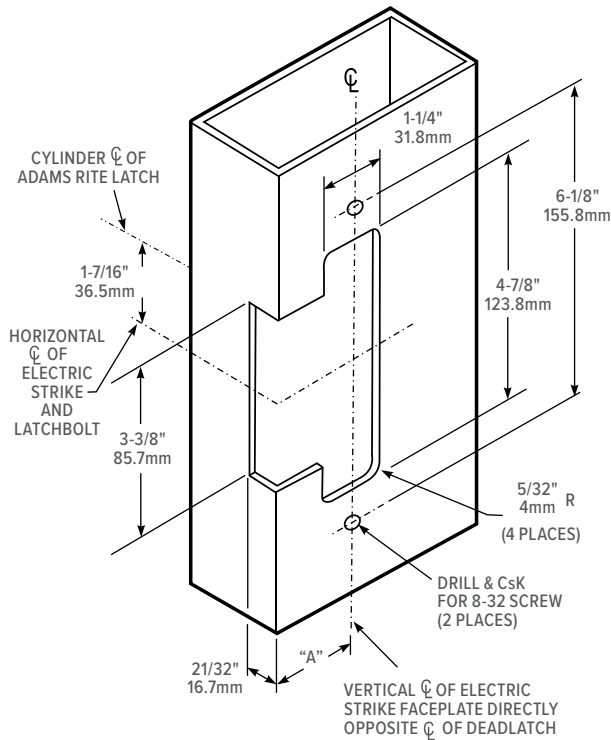
When purchasing this product, please consider the following related products, available separately:

OPTIONS & ACCESSORIES	POWER	DEADLATCHES	EXIT DEVICES
Lip Extension Kits, Modular Kits, Monitor Kits	4603 Rectifier, 4605/4606 Transformer, Piezo Horn audible indicator, PS-1, ElectroLynx connector	4510, 4530, 4900, 4920AN Series Deadlatches	8300, 8400 Mortise Exit Device

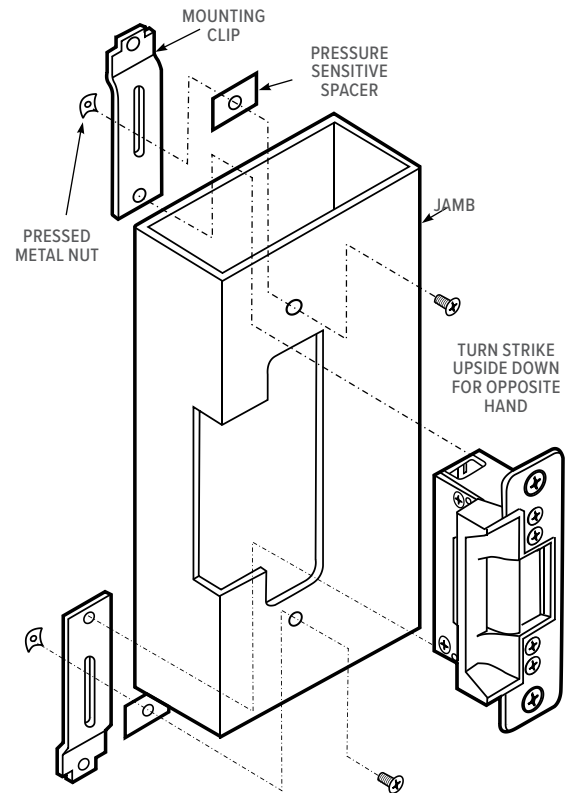
7100/7101 Dimensions



Jamb Preparation



Installation



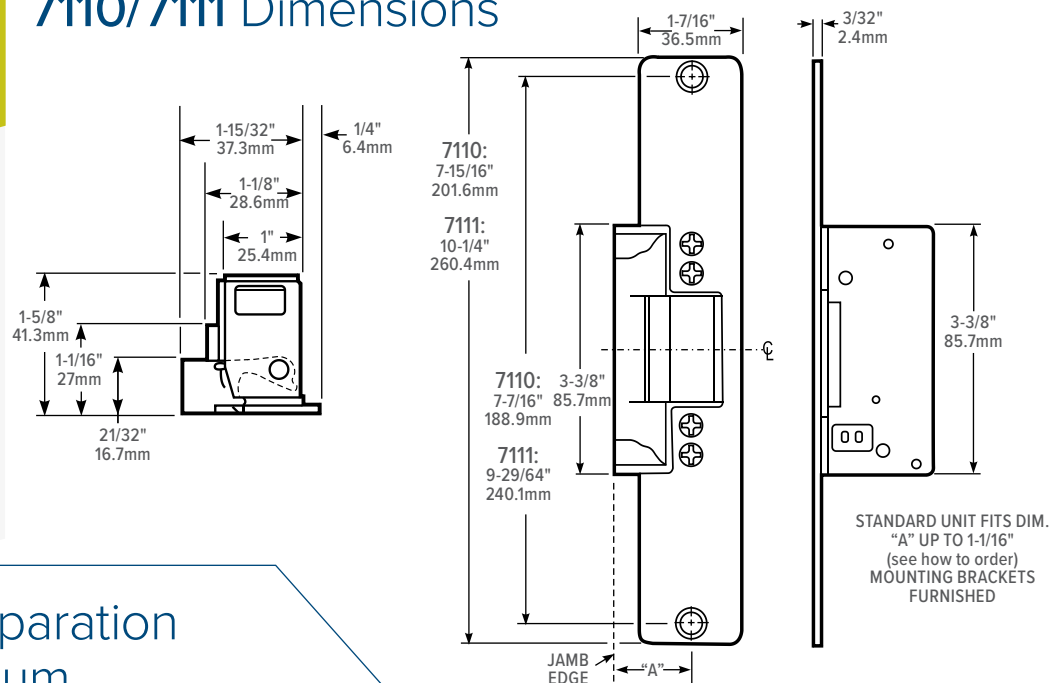
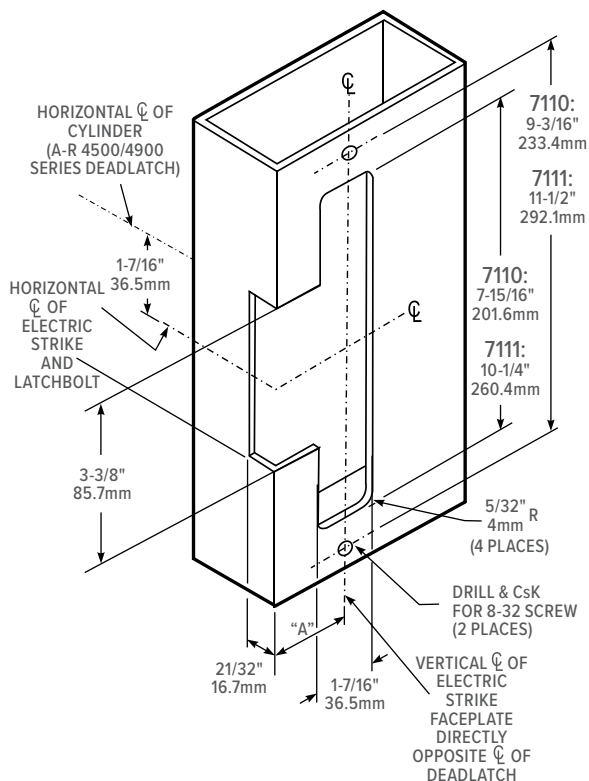
How to Order

7100/7101 Electric Strikes: Specify quantity and the following information. Order related products separately.

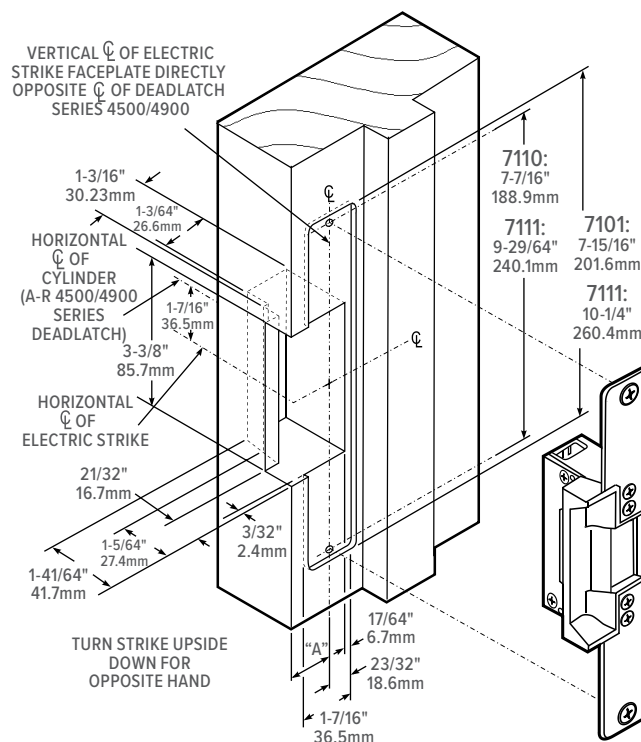
MODEL	FACEPLATE SHAPE	VOLTAGE	CURRENT AND DUTY	FEATURES*	FINISH**	LIP EXTENSIONS (DIM. A)*** (DOOR CENTERLINE TO JAMB EDGE)
710	0	-3	1	0	-628	-00
	0 Flat	3 12 Volt	1 DC Continuous or Intermittent	0 Standard/Fail-Secure	313 Dark Bronze Anodized	00 1-1/16" or less
	1 Radius	4 16 Volt	4 AC Intermittent	5 Fail-Safe	335 Black Anodized	01 1-1/2"
		5 24 Volt		7 Monitored/ Fail-Safe	626 Satin Chrome	02 1-5/8"
				9 Monitored/ Fail-Secure	628 Clear Anodized	03 1-3/4"
						05 2"
						07 2-1/4"
						09 2-1/2"
						12 2-7/8"

*Fail-secure can be field converted to fail-safe or vice-versa. **7101 available in 313, 335, 628 only. ***Lip Extensions not available on 7101.

7110/7111 Dimensions

Jamb Preparation
in Aluminium

Installation in Wood



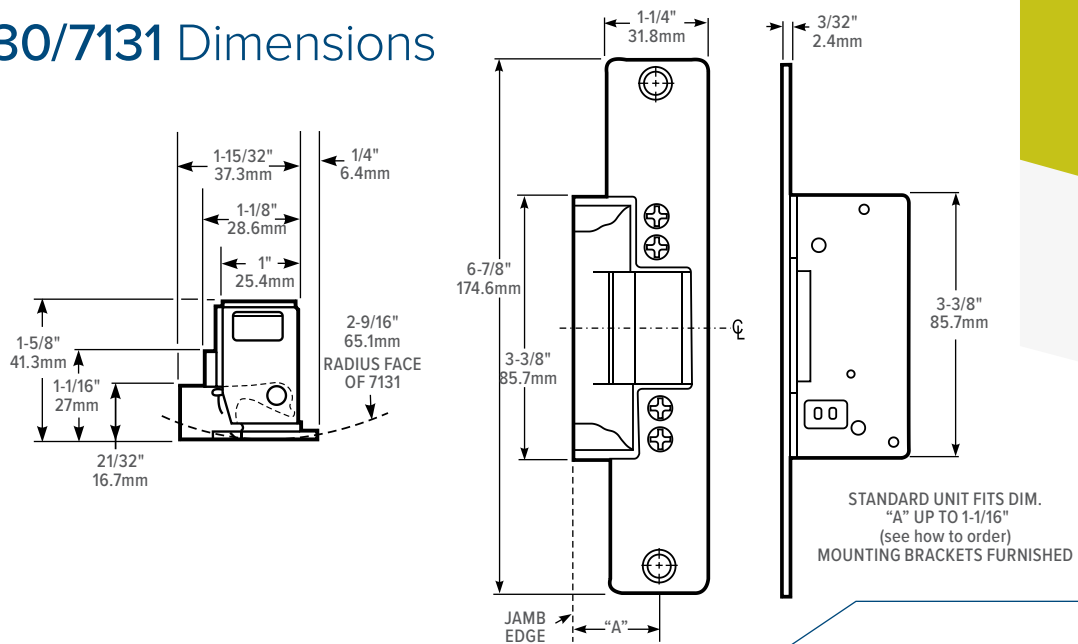
How to Order

7110/7111 Electric Strikes: Specify quantity and the following information. Order related products separately.

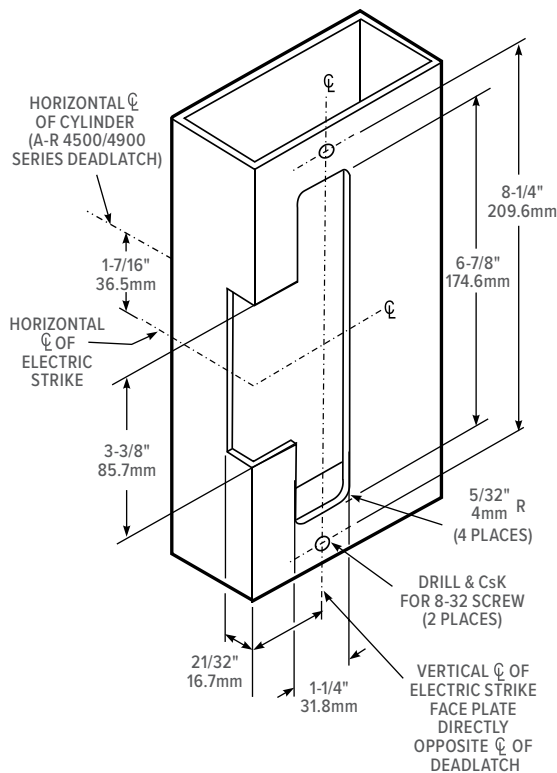
MODEL	FACEPLATE LENGTH	VOLTAGE	CURRENT AND DUTY	FEATURES*	FINISH	LIP EXTENSIONS (DIM. A) (DOOR CENTERLINE TO JAMB EDGE)	
711	0	-3	1	0	-652	-00	
	0 7-15/16"	3 12 Volt	1 DC Continuous or Intermittent	0 Standard/Fail-Secure	652 Satin Chrome	00 1-1/16" or less	05 2"
	1 10-1/4"	4 16 Volt	4 AC Intermittent	5 Fail-Safe		01 1-1/2"	07 2-1/4"
		5 24 Volt		7 Monitored/ Fail-Safe		02 1-5/8"	09 2-1/2"
				9 Monitored/ Fail-Secure		03 1-3/4"	12 2-7/8"

*Fail-secure can be field converted to fail-safe or vice-versa

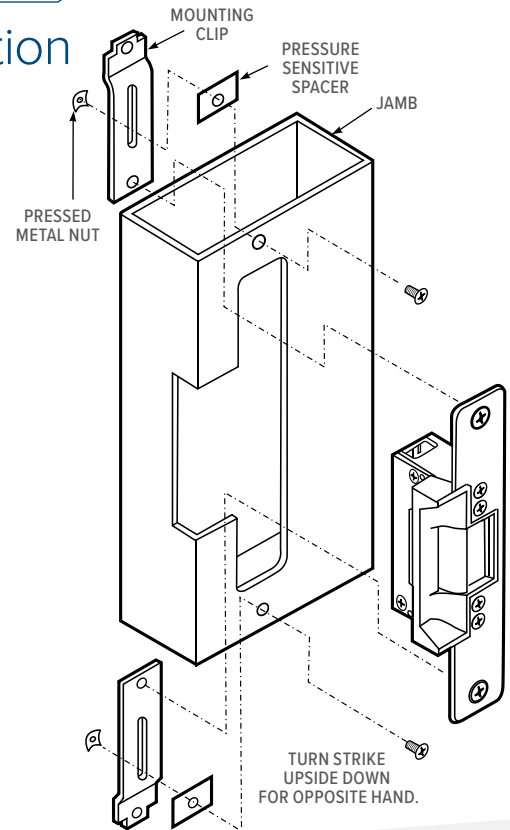
7130/7131 Dimensions



Jamb Preparation



Installation



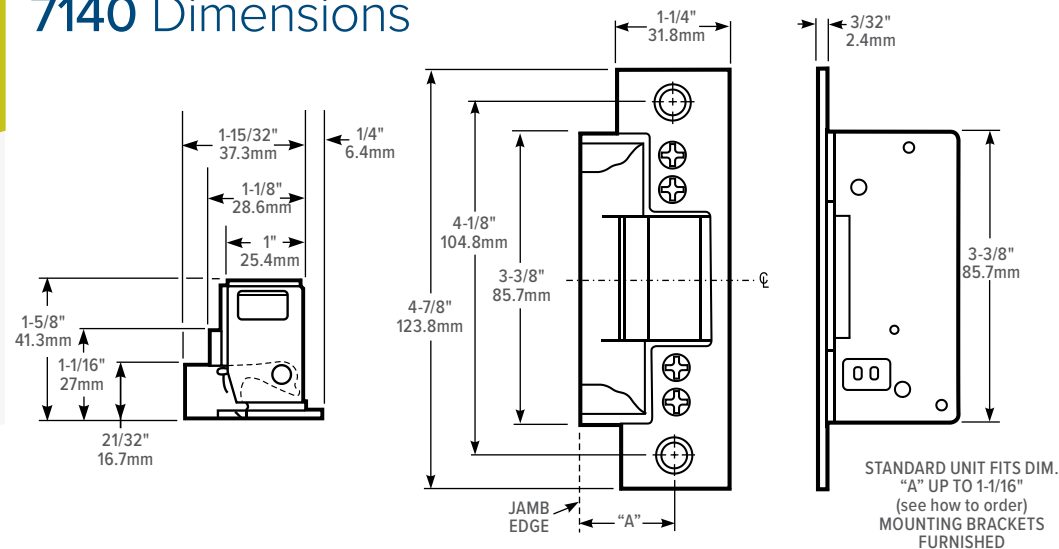
How to Order

7130/7131 Electric Strikes: Specify quantity and the following information. Order related products separately.

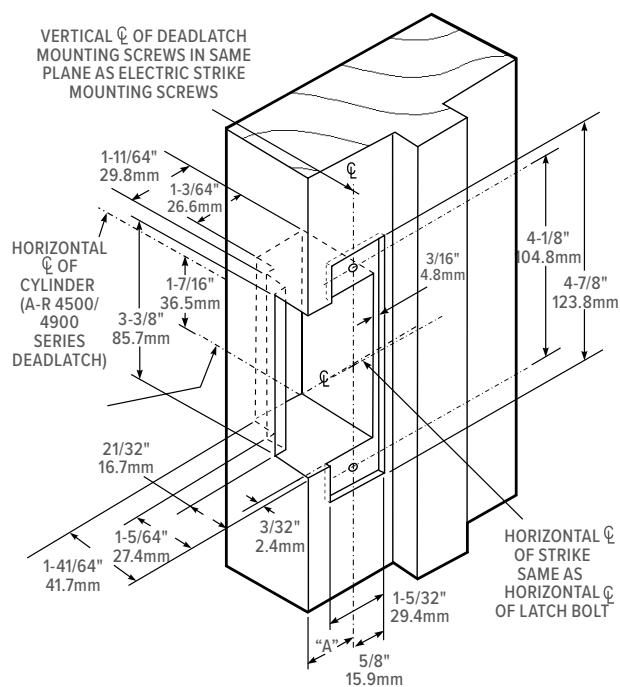
MODEL	FACEPLATE SHAPE	VOLTAGE	CURRENT AND DUTY	FEATURES*	FINISH	LIP EXTENSIONS (DIM. A)** (DOOR CENTERLINE TO JAMB EDGE)	
713	0	-3	1	0	-313	-00	
	0 Flat	3 12 Volt	1 DC Continuous or Intermittent	0 Standard/Fail-Secure	313 Dark Bronze Anodized	00 1-1/16" or less	05 2"
	1 Radius	4 16 Volt	4 AC Intermittent	5 Fail-Safe	335 Black Anodized	01 1-1/2"	07 2-1/4"
		5 24 Volt			628 Clear Anodized	02 1-5/8"	09 2-1/2"
						03 1-3/4"	12 2-7/8"

*Fail-secure can be field converted to fail-safe or vice-versa. **Lip Extensions not available on 7131.

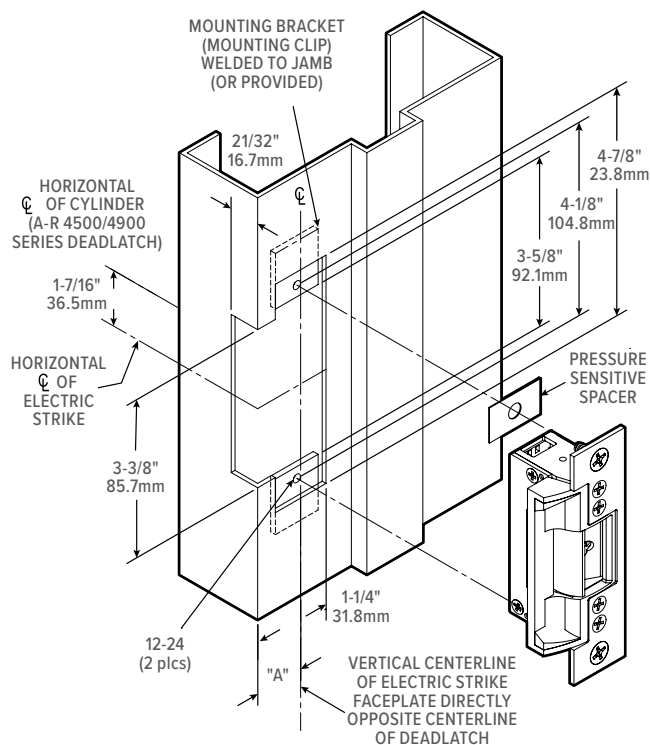
7140 Dimensions



Jamb Preparation in Wood



Jamb Preparation & Installation in Steel



How to Order

7140 Electric Strike: Specify quantity and the following information. Order related products separately.

MODEL	VOLTAGE	CURRENT AND DUTY	FEATURES*	FINISH	LIP EXTENSIONS (DIM. A) (DOOR CENTERLINE TO JAMB EDGE)	
7140	-3	1	0	-628	-00	
	3 12 Volt	1 DC Continuous or Intermittent	0 Standard/Fail-Secure	313 Dark Bronze Anodized	00 1-1/16" or less	05 2"
	4 16 Volt	4 AC Intermittent	5 Fail-Safe	335 Black Anodized	01 1-1/2"	07 2-1/4"
	5 24 Volt			626 Satin Chrome	02 1-5/8"	09 2-1/2"
				628 Clear Anodized	03 1-3/4"	12 2-7/8"

*Fail-secure can be field converted to fail-safe or vice-versa