

Automatic Operator Sensors & Accessories



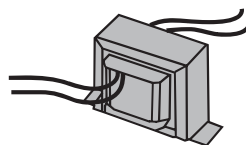
8310-805
Door Position Switch

- Surface mount
- Used when 8310-804-1 or 8310-804-2 Door Mounted Safety Sensor and 8310-845 Relay Module is installed in conjunction w/ either a electrohydraulic, pneumatic or Benchmark Automatic Operator
- Disables approach side sensor when door is closed



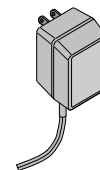
8310-805C
Door Position Switch

- Concealed
- Used when 8310-804-1 or 8310-804-2 Door Mounted Safety Sensor and 8310-845 Relay Module is installed in conjunction w/ either a electrohydraulic, pneumatic or Benchmark Automatic Operator
- Disables approach side sensor when door is closed



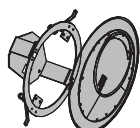
8310-824
Transformer, 24v,

- Hardwired
- Optional accessory - Used to remotely power any 24v sensor/ receiver



8310-824P
Transformer

- 24v, plug in
- Optional accessory - Used to remotely power any 24v sensor/ receiver



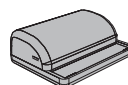
8310-854ECA
Drop Ceiling Bracket

- Bracket used w/ 8310-854 Header Mount Activation Sensor
- Optional



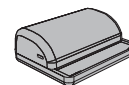
8310-854ERA
Protective Cover

- Cover used w/ 8310-854 Header Mount Activation Sensor
- Optional



8310-3803
Wireless Conversion Kit

- Jamb mount, 3v
- Converts standard jamb actuator to wireless version
- Includes 8310-865 Receiver, 8310-844J (2) Jamb Mounted
- Transmitter - Requires 8310-819S or 8310-819F Jamb Box



8310-3809
Wireless Conversion Kit

- Jamb mount, 9v
- Converts standard wall mount actuator to wireless version
- Includes 8310-865 Receiver, 8310-844 (2) Wall Mount Transmitter
- Requires Surface or Flush Box and Weather Ring



8310-3889
Safety Module Kit

- Used w/ 7901, 7902, 7981, 7982 Control Boxes.
- Includes 8310-3888 Safety Module Harness. Required when 8310-877 Header Mount Safety Sensor is used w/ Pneumatic
- Automatic Operators (2610, 4810, 4820 or 4840 Series)

8310-3888
Harness

- Safety module, service part
- Safety Module Harness for pneumatic control box