









3600 SERIES - FUNCTION CHART

| Function | Function No. | Function Description | ANSI No. | |
|---|----------------|----------------------|--|------|
| Non-Keyed | | | | |
|  | Passage | 10 | Latchbolt operated by lever from either side at all times. | F75 |
|  | Dummy - Single | 17 | Pull one side, no mechanical operation. | - |
|  | Privacy | 40 | Latchbolt operated by lever from either side. Outside lever is locked by push button inside and unlocked by emergency release outside or operating inside lever. | F76B |
| Keyed | | | | |
|  | Entry/Office | 53 | Deadlocking latchbolt operated by lever from either side except when outside lever is locked by push button on inside. When outside lever is locked, operating key in outside lever unlocks locking device. Locking device shall automatically release when inside lever is operated. Closing door does not release push button. | F82A |
|  | Classroom | 70 | Deadlocking latchbolt operated by lever from either side except when outside lever is locked from outside by key. When outside lever is locked, latchbolt is operated by inside lever. | F84 |
|  | Storeroom | 80 | Deadlocking latchbolt operated by key in outside lever, or by operating inside lever. Outside lever is always locked. Inside lever is always unlocked. | F86 |