

**Corbin
Russwin** 

ASSA ABLOY



CK4400 Series

Standard-Duty Cylindrical Knob Locksets



Product Catalog

Experience a safer
and more open world

Applications

CK4400 Series



Table of Contents

Applications.....	2
Features.....	3
Functions.....	4
Trim Designs.....	5
Options and Accessories	6
Cylinders/How to Order	8
Helpful Terms	10
How to Specify	11

www.corbinrusswin.com

Applications

An outstanding combination of value and performance. Ideal for quality residential and light commercial buildings, such as:

- Fine homes
- Apartments
- Motels
- Offices

Advantages

- Variety of functions
- Precision manufactured mechanisms, zinc dichromated for corrosion resistance
- Stainless steel latchbolt for long life
- Adjustable latchbolts accommodates flat and beveled doors
- Stainless steel trim available



Features

CK4400 Series

Features

Handing

Field reversible.

Door Thickness

1-3/8" (35mm) - 1-3/4" (44mm) standard.

Backset

2-3/4" (70mm) standard.

Optional: 2-3/8" (60mm), 3-3/4" (95mm) and 5" (127mm); see How to Order, page 9.

Lock Chassis

Steel, zinc dichromated for corrosion resistance.

Front

Wrought brass, bronze, or stainless steel, 2-1/4" (57mm) x 1-1/8" (29mm) standard.

Accommodates flat doors and doors beveled 1/8" (3mm) in 2" (51mm).

Optional fronts available; see How to Order, page 9.

Latchbolt

Brass or stainless steel, 1/2" (13mm) throw.

Auxiliary Latchbolt

Deadlocking latchbolt prevents manipulation when door is closed.

Strike

Wrought brass, bronze, or stainless steel ANSI curved lip standard, 4-7/8" (124mm) x 1-1/4" (32mm) x 1-1/4" (32mm) lip to center.

Optional strikes, lip lengths and ANSI wrought strike box available; see How to Order, page 9.

Cylinder

Brass, 6-pin L4 keyway, 0-bitted standard.

Keying Features Available

Master keying

Construction master keying

Keys

Two nickel silver standard.

Warranty

One-year limited.

Certification/Compliance

ANSI/BHMA

Certified A156.2 Series 4000,  Grade 2.

UL/ULC

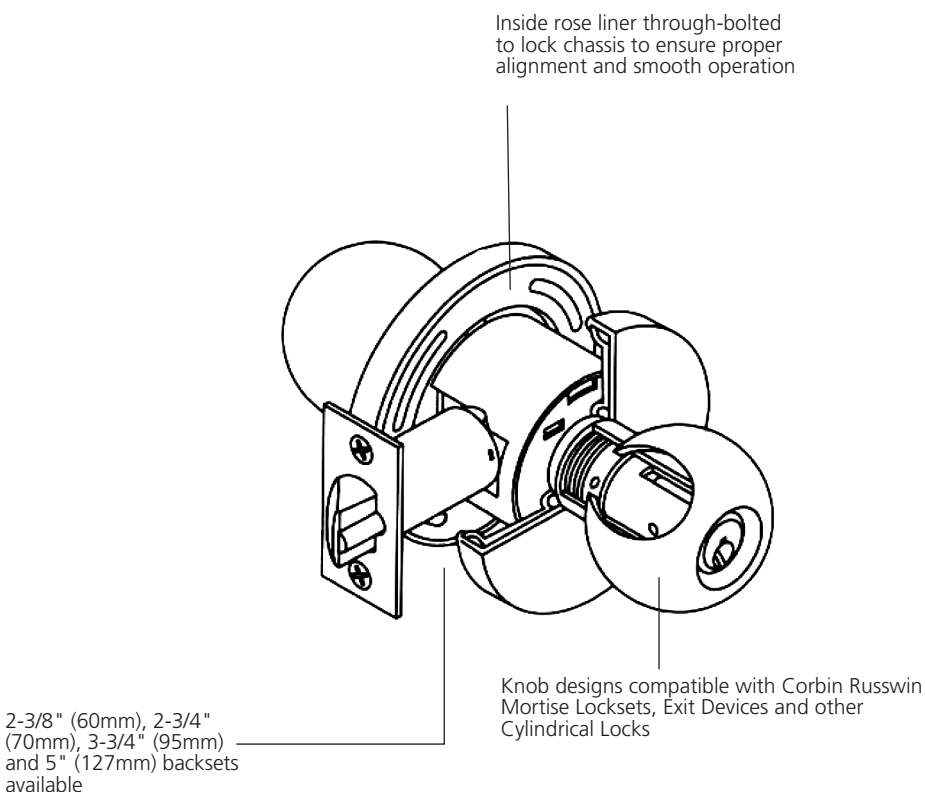
All locks with listed for A label and lesser class single doors, 4' x 8'.

Letter F and UL symbol on latch front indicate listing.

Any retrofit or other field modification to a fire-rated opening can potentially impact the fire rating of the opening, and Corbin Russwin, Inc. makes no representations or warranties concerning what such impact may be in any specific situation. When retrofitting any portion of an existing fire-rated opening, or specifying and installing a new fire-rated opening, please consult with a code specialist or local code official (Authority Having Jurisdiction) to ensure compliance with all applicable codes and ratings.

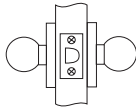
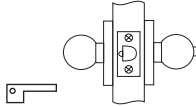
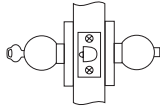
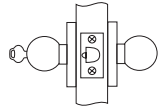
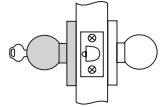
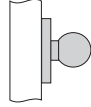
Finishes

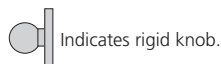
ANSI/BHMA 605 (US3)	Bright Brass
ANSI/BHMA 613 (US10B)	Oxidized Bronze, Oil Rubbed
ANSI/BHMA 630 (US32D)	Satin Stainless Steel



Functions

CK4400 Series

Outside	Inside	Series/ Function	Type	ANSI No.	Function Description
		CK4410	Passage or Closet	F75	<ul style="list-style-type: none"> Latchbolt by knob either side. Both knobs always free.
		CK4430	Privacy, Bedroom or Bathroom	F76A	<ul style="list-style-type: none"> Deadlocking latchbolt by knob either side. Outside knob locked by push button. Outside knob unlocked by turning slotted button outside, by rotating inside knob, or by closing door. Inside knob always free.
		CK4451	Entrance or Office	F109	<ul style="list-style-type: none"> Deadlocking latchbolt by knob either side, except when turn button locks outside knob. Pushing turn button in locks outside knob, requiring use of key outside to unlock. Turning inside knob unlocks outside knob. Pushing in and turning button locks outside knob, requiring key at all times. Turning inside knob does not unlock outside knob until button is manually turned to unlocked position. Inside knob always free.
		CK4455	Classroom	F84	<ul style="list-style-type: none"> Deadlocking latchbolt by knob either side except when key outside locks outside knob. Outside knob unlocked by key outside. Inside knob always free.
		CK4457	Storeroom or Closet	F86	<ul style="list-style-type: none"> Deadlocking latchbolt by key in outside knob, or by rotating inside knob. Outside knob always rigid. Inside knob always free.
		CK4450	Half Dummy Trim	—	<ul style="list-style-type: none"> Knob acts as pull only; no operation. Knob is rigid.



Trim Designs

CK4400 Series



Global

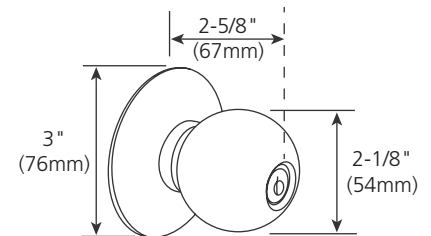
Brass or stainless steel



GWC

Knob: Wrought

Rose: Wrought reinforced



Options and Accessories

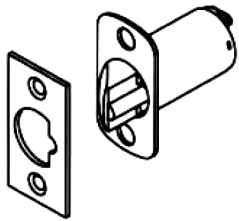
CK4400 Series

Latches

Deadlocking feature standard, preventing manipulation when door is closed.

To order optional latchbolt with lockset, see How to Order, page 9.

To order latchbolt separately, specify Part No. x Finish (e.g. 574F55 x 626).



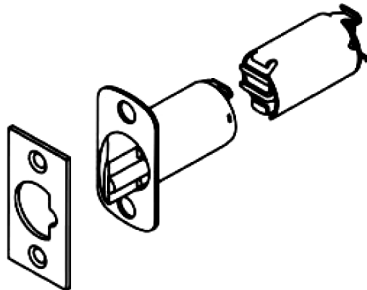
Description	Series/Function	Part Number
2-3/4" (70mm) Backset	CK4410, CK4451, CK4455, CK4457	574F55
	CK4430	574F56
2-3/8" (60mm) Backset	CK4410, CK4451, CK4455, CK4457	574F29
	CK4430	574F30

Extended Backsets

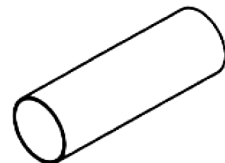
When 3-3/4" (95mm) backset is specified, Extension Unit and Connecting Tube will be furnished for use with 2-3/8" (60mm) backset latch. When 5" (127mm) backset is specified, Extension Unit and Connecting tube will be furnished for use with 2 3/4" (70mm) backset.

To order optional backset with lockset, see How to order, page 9.

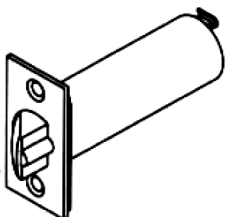
To order backset Extension Unit and Connecting Tube, specify Part No. 574F25 for 3-3/4" (95mm) or Part No. 574F26 for 5" (127mm).



Extension Unit



Connecting Tube

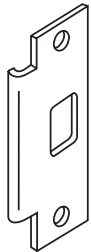


Assembled Unit

Options and Accessories

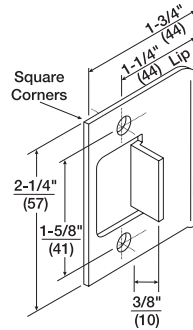
CK4400 Series

Strikes



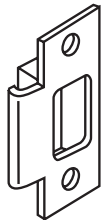
ANSI Curved Lip (standard)

Brass or stainless steel.
4-7/8" x 1-1/4" x 1-1/4" lip to center.
Optional lip lengths: 1", 1-1/8", 1-3/8", 1-1/2", 1-3/4", 2", 2-1/4", 2-1/2", 2-3/4", 3".
To order with lockset, specify quick code found on pages 9.
To order separately, specify 217L13 x Lip Length x Finish.



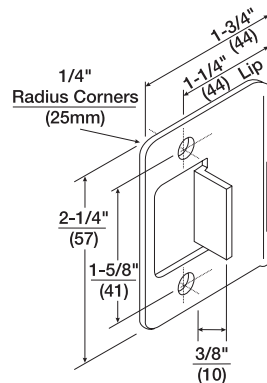
Full Lip Strike – 1/4" Radius Corners

Brass or stainless steel.
Similar in dimension and function to L50 strike (above) but with radius corners for easy mortising by power tools. To order separately specify 680L51M020 x Finish. Anti-rattle tab.



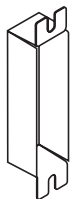
Curved Lip Box

Brass.
2-3/4" x 1-1/8" x 1-1/4" lip to center.
Optional lip lengths: 1", 1-1/8", 1-3/8", 1-1/2", 1-3/4", 2", 2-1/4", 2-1/2", 2-3/4", 3".
To order with lockset, specify quick code found on pages 9.
To order separately, specify 586L19 x Lip Length x Finish.



Full Lip Strike

Brass or stainless steel.
2-1/4" x 1-3/4" x 1-1/4" lip to center.
No optional lip lengths.
To order separately specify 680L50M020 x Finish. Anti-rattle tab.



ANSI Wrought Strike Box

To order with lockset, specify quick code found on page 9. To order separately, specify 120F768.

Tools

Knob Cover Removal Tool

To order, specify 506F57-8.



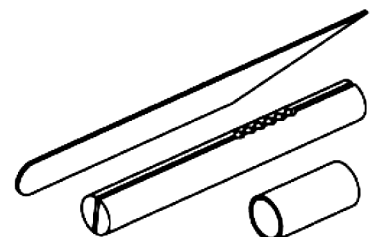
Knob Removal Tool

To order, specify 574F15-8.



Cylinder Shell Loading Kit

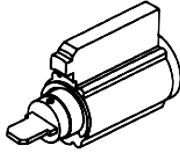
To order, specify CT-10.



Cylinders/How to Order

CK4400 Series

Cylinders

Standard Cylinder .509" plug diameter conventional Brass, 6-pin 2 nickel silver keys Finishes: 606, 626	
Conventional 6-pin (standard)	CR2000-044

Ordering Examples

Stock Order

Quantity	Series/Function	Trim	Finish	Hand
100	CK4451	GWC	630	RHR

Where to find ordering information and quick codes

Series/Function	Page 4
Trim Designs	Page 5
Finish	Page 9
Handing	Page 9
Door Thickness	Page 9
Strike	Page 9
Backset	Page 9
Miscellaneous Options	Page 9
Cylinder and Keying	Page 9

Contract / Detailed Order

Quantity	Series/Function	Trim	Finish	Hand	Optional Strike	Backset	Misc. Options	Keying	Keyset
24	CK4451	GWC	630	RHR	SA134	B238	M17	VKC1	AA1

Quick Codes

CK4400 Series

Cylinder and Keying

Description	Specify
Conventional 6-pin	(standard)
Less Cylinder(s)	LC
0-bitted with 2 blank keys	(standard)
Keyed Random	KR
Construction Master Keyed	CMK
Visual Key Control (VKC)	
Keys only	VKC1
Concealed Key Control (CKC)	
CKC Cylinders with VKC Keys	CKC2
CKC Cylinders Only	CKC3
2 keys per lock	(standard)
More than 2 keys	KY# (e.g., KY6)

Backset

Description	Specify
2-3/8" (60mm)	B238
2-3/4" (70mm)	(standard)
3-3/4" (95mm)	B334
5" (127mm)	B500

Finishes

Description	Specify
ANSI/BHMA 605 (US3) Bright Brass	605
ANSI/BHMA 613 (US10B) Oxidized Bronze, oil rubbed	613
ANSI/BHMA 630 (US32D) Satin Stainless Steel	630

Strikes

ANSI Lip to Center	ANSI Curved Lip Specify	Curved Lip Box Specify	Full Lip Specify	Full Lip Radius Corner Specify
1" (25mm)	SA100	SC100	N/A	N/A
1-1/8" (29mm)	SA118	SC118	N/A	N/A
1-1/4" (32mm)	SA114 (standard)	SC114	SF114	SF114
1-3/8" (35mm)	SA138	SC138	N/A	N/A
1-1/2" (38mm)	SA112	SC112	N/A	N/A
1-3/4" (44mm)	SA134	SC134	N/A	N/A
2" (51mm)	SA200	SC200	N/A	N/A
2-1/4" (57mm)	SA214	SC214	N/A	N/A
2-1/2" (64mm)	SA212	SC212	N/A	N/A
2-3/4" (70mm)	SA234	SC234	N/A	N/A
3" (76mm)	SA300	SC300	N/A	N/A

Handing

Description	Specify
Right Hand	RH
Left Hand	LH
Right Hand Reverse	RHR
Left Hand Reverse	LHR

Door Thickness

Door Thickness	Specify
1-1/4" (32mm) - 1-3/4" (44mm)	(standard)

Miscellaneous Options

Description	Specify
1" latch front, square corners (for 2-3/8" backset only)	M14
ANSI wrought strike box	M17
Abrasive coat outside and inside	M23
Abrasive coat inside	M24
Abrasive coat outside	M25

How to Specify

CK4400 Series

Suggested Specification

All locksets shall be CK4400 Series Standard Duty Cylindrical Knob Locksets as manufactured by Corbin Russwin Architectural Hardware.

Locks shall have a steel chassis with zinc dichromate plated parts for rust resistance.

All knobs and roses shall be of reinforced construction. All inside and outside knobs shall be of the same profile and projection for aesthetic continuity.

All locksets and latchbolts shall be field reversible for ease of installation.

The latchbolt shall be adjustable to accommodate flat or beveled doors, shall have a 1/2 " throw and shall include an auxiliary deadlocking feature to inhibit manipulation when door is closed.

All locksets shall be furnished with 2 nickel silver keys. All cylinder plugs shall be furnished with 6-pin chambers for expanded master keying capabilities.

All locksets shall be listed by Underwriters Laboratories for A label and lesser class single doors, 4' x 8'.

Certification:

UL-cUL 3-Hour Fire Rating

ANSI/BHMA A156.2 Series 4000, Grade 2

All locks, trim and cylinders shall be from one manufacturer.

Notes

CK4400 Series

The ASSA ABLOY Group is the global leader in access solutions. Every day, we help billions of people experience a more open world.

ASSA ABLOY Opening Solutions leads the development within door openings and products for access solutions in homes, businesses and institutions. Our offering includes doors, frames, door and window hardware, locks, perimeter fencing, access control and service.



For additional information, contact your
ASSA ABLOY Door Security Solutions
sales consultant or visit www.corbinrusswin.com.

In U.S.

Corbin Russwin
Architectural Hardware
225 Episcopal Road
Berlin, CT 06037
Phone: 800-543-3658
Fax: 800-447-6714
www.corbinrusswin.com

In Canada

ASSA ABLOY Door
Security Solutions Canada
160 Four Valley Drive
Vaughan, Ontario
Canada L4K 4T9
Phone: 800-461-3007
Fax: 800-461-8989
www.assaabloydss.ca