

Motor Gearbox



9140-3454S
Motor Gearbox Assembly

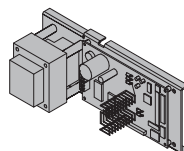
- Driving mechanism for operator (switch included)
- For 27" unit



9140-3454
Motor Gearbox Assembly
(W/O Switch)

- Driving mechanism for operator (switch not included)
- For full length unit (36")

Control Box



9130-3462
Control Box (120v)

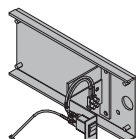
- Electronic controlling device with power supply output and power boost feature for Benchmark

Brackets



9140-3018
Mounting bracket

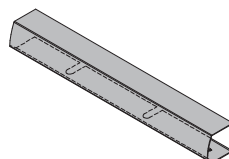
- Standard



9140-3351-1
Switch Bracket

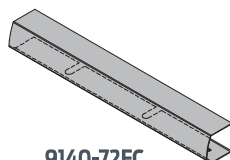
- 29" cable
- Used with a 36" door
- Used to locate switch at end of cover on full length unit

Covers



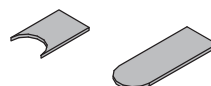
9140-72MC
Metal Cover

- Non-handed
- 27"
- Extruded aluminum cover
- Standard



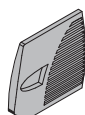
9140-72FC
Full Metal Cover

- Non-handed
- 36"
- Extruded aluminum cover



9140-163
Cover Insert

- Used to cover operator shaft opening (includes 2 pieces)



9140-163-1
Cover End Cap Insert

- Used to cover switch hole opening



9140-334
Cover End Cap

- Black plastic
- Includes 9130-163-1 cover and cap insert

9140 Series Benchmark

Accessories

Arms



9140-3077
Regular arm

- Non-handed



9140-3077L
Long push arm

- Non-handed



9140-79
Rod and shoe

- For use with regular arm



9140-79LR
Long rod and shoe

- Used with long arm, for deep reveals