

# 9800 Series Rim Exit Device

## 90 Series Exit Devices

**SARGENT®**

**ASSA ABLOY**



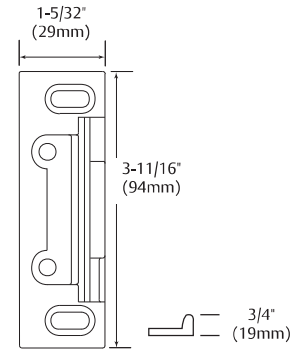
### 9800 Rim Exit Device

The 9800 Series exit devices are ordered with trim and shipped complete with the strike, screw packs and cylinder as required in one carton. The cross bars are cut to the correct length, based on door width.

### Specifications

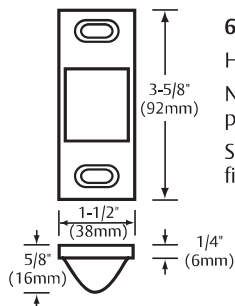
For Doors	Wood or metal. 1-3/4" (44.5mm) thick standard. 2-1/4" (57mm) thick on order. Other door thickness, consult factory. 4-1/8" (105mm) minimum stile
Mounting	Supplied standard with wood and machine screws. Through-bolts available on order
Chassis Cover	Brass, bronze or stainless steel
Chassis	Nonferrous alloy
Crossbar	1" brass, bronze and stainless steel tubing. Specify 42- for reinforced cross bar
Hand	Reversible
Dogging	Standard Allen key dogging
Strike	649 standard strike for panic and fire
Fire Exit Hardware	See chart page 3

### 649 Strike

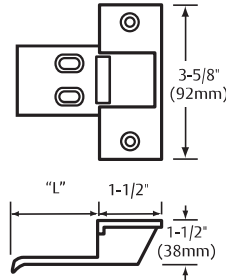


- For 9800 and 12-9800
- Supplied standard
- Surface applied
- Black nylon coated

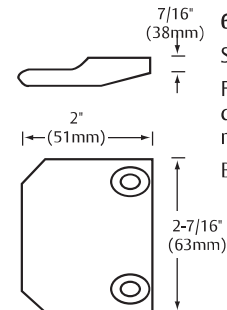
### Alternate Strikes for Rim Devices 9800



**613**  
Half mortised  
Nylon coating on face plate only  
Specify hardware finish



**642**  
Full mortised  
Dimension "L" equals door thickness plus 1/2"  
Nylon coating on lip only  
Specify hardware finish



**644**  
Surface applied  
For use on pairs of doors without mullion  
Black nylon coated

## 9800 Functions and Trims

### 90 Series Exit Devices

How to order:	Options 10-SG-	Series 98	Function 13	Trim ETL	Hand RHR	O/S Finish 26D	I/S Finish 32D	Door Width 36"
---------------	-------------------	--------------	----------------	-------------	-------------	-------------------	-------------------	-------------------

#### 700 Series ET Trim



Exits with ET Trim, specify lever design after the ET designation (e.g., ETL)

#### Lever Designs for ET Controls

A, B, E, F, J, L, P, W

Also available with Coastal Series & Studio Collection Levers

**Note:** Voltage must be specified for 73, 74, 75 & 76 function ET trims (12v or 24v)

SARGENT Function Numbers	ANSI Function Numbers	Description & Cylinder Info (1-3/4" Door)	ANSI Type 1 9800 Panic & Fire
04	03	Night Latch Key Retracts Latch #34 Cylinder Supplied	9804 x ET_
10	01	No outside Operation (No Cylinder)	9810
10	02	No outside Operation (No Cylinder) ET Control is used as Pull Only	9810 x ET_
13	08	Key Outside Unlocks/locks Trim #41 Cylinder Supplied	9813 x ET_
15	14	Passage Only (No cylinder)	9815 x ET_
73		Electrified ET Trim - Fail Safe Power Off, Unlocks Lever (No Cylinder)	9873 x ET_
74		Electrified ET Trim - Fail Secure Power Off, Locks Lever (No Cylinder)	9874 x ET_
75++		Electrified ET Trim - Fail Safe Power Off, Unlocks Lever, Key Retracts Latch #34 Cylinder Supplied NOT available with 12-9800 devices	9875 x ET_
76**		Electrified ET Trim - Fail Secure Power Off, Locks Lever, Key Retracts Latch #34 Cylinder Supplied NOT available with 12-9800 devices	9876 x ET_

**Note:** Exit devices are available in all standard finishes, except 14, 15, 26 & 26D. With these finishes, exit devices are supplied in 32 or 32D to match accordingly. For nickel finishes, specify 14/32 or 15/32D to receive nickel finished trims and stainless exit devices

#### Options

##### 9800

##### Mechanical Options:

12-  
31-  
36-  
37-  
42-  
54-  
76-  
85-  
86-  
87-  
CPC-  
\*\*\* SG-

##### Cylinder Options:

10-  
10-21-  
10-62-  
11-  
11-21-  
11-60-  
11-63-  
11-64-  
11-70-7P-  
11-72-7P-  
11-73-7P-  
11-65-73-7P-  
21-  
22-  
51-  
52-  
60-  
63-  
64-  
70-  
72-  
73-  
65-73-  
65-73-7P-  
73-7P-  
81-  
82-  
F1-82-  
83-  
F1-83-  
84-  
BR-  
LC-  
SC-  
SE-

\*\*\* Only available with 15, 26D, and 32D finishes

#### Available Finishes

SARGENT Finishes	BHMA Finishes
03	605
04	606
09	611
10	612
10B	613
10BE	613E
10BL	614
14	618
15	619
20D	624
26	625
26D	626
32	628
32D	630
BSP	—
WSP	—

#### Pull & Thumb Piece Trim Section

#### Trim Designations

- Use three letter designations (Ex "PTB") when ordering the exit device with trim
- Use the six digit designation (Ex "866-MAL") when ordering trim without an exit device, always specify finish

#### Series

SARGENT Function Numbers	ANSI Function Numbers	Description & Cylinder Info. (1-3/4" Door)	814-FLL	814-FLW	814-MAL	814-PTB	814-ST5	862 Pull	9800 Panic & Fire
04	03	Night Latch Key Retracts Latch #34 Cylinder Supplied							9804 x Trim Designation
10	02	No O/S Operation or Cylinder (Pull Only)	810-FLL	810-FLW	810-MAL	810-PTB	810-ST5	862 Pull	9810 x Trim Designation
28	15	Passage Only (No cylinder)	828-FLL	828-FLW	828-MAL	828-PTB	828-ST5	N/A	9828 x Trim Designation
63	05	Key Outside Unlocks/ Locks Trim #34 Cylinder Supplied	866-FLL	866-FLW	866-MAL	866-PTB	866-ST5	N/A	9863 x Trim Designation

**Note:** Thumb piece trims for 63 and 66 function devices are identical and are identified as 66 function when trim is ordered separately

**Note:** Pulls and thumb piece trims are not available in 14, 15, 26 or 26D