

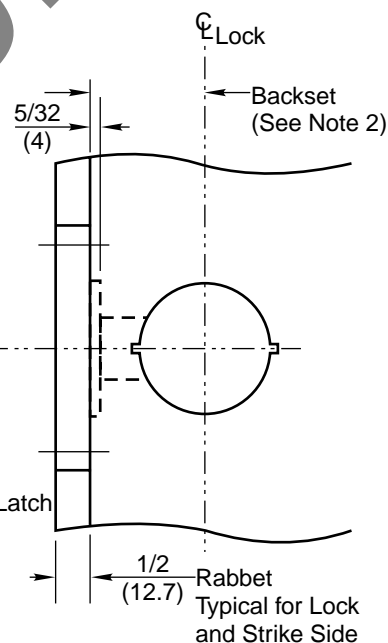
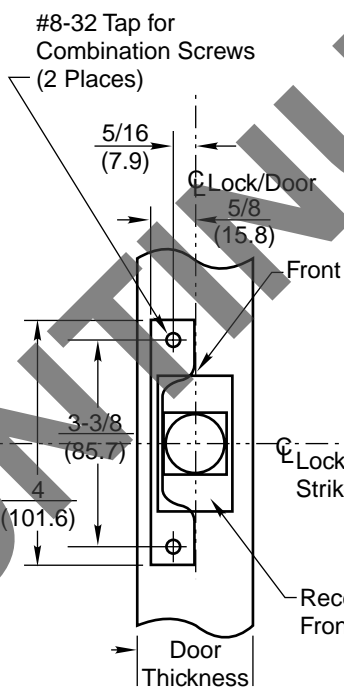
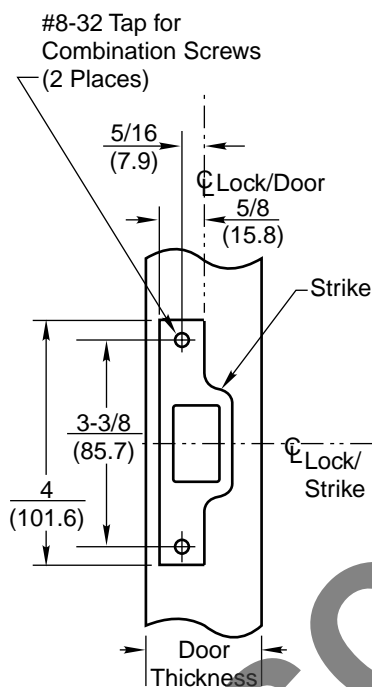
Notes:

1. Dimensions given in inches and (mm).
2. Refer to template of specific cylindrical lock series for all other door prep specifications.
3. Rabbeted front and strike suitable for doors without bevel and 1/8" in 2" (3.2 in 50.8) beveled doors.

TEMPLATE CROSS REFERENCE

DESCRIPTION	TEMPLATE
CL3400 Series Cylindrical Lever Lock	T30458
CL3600 Series Cylindrical Lever Lock	T30468
CL3800 Series Cylindrical Lever Lock	T31005
CK4200 Series Cylindrical Knob Lock	T30341
HL10 Series Push-Pull Latch	T30538
CL3300 Series Cylindrical Lever Lock	T30684
CL34903 & CL34905 Electric Lock	T30658
CL3500 Series Cylindrical Lever Lock	T31001
CL33903 & CL33905 Electric Lock	T30971

3



RESPONSIBILITY

Door and Frame Manufacturers are responsible for providing adequate construction or reinforcements for proper installation of hardware shown. All architectural builders hardware must be installed on properly reinforced doors and frames, regardless of the type, material, or method of construction.

SR118
601F28

Rabbeted Front and Strike
For Cylindrical Locks

Corbin
Russwin

www.corbinrusswin.com

Do Not Scale Drawing

Supersedes	T30640-2	Dr.	App.
Date	1-07	Template Number	T30640-3