














3500 SERIES - FUNCTION CHART

Function	Function No.	Function Description	ANSI No.	
Non-Keyed				
	Passage	10	Latchbolt operated by lever from either side at all times.	F75
	Dummy - Single	17	Pull one side, no mechanical operation (back to back).	-
	Exit	25	Blank plate outside (13/16" [31 mm] projection). Inside lever always unlocked.	F111
	Dummy - Double	27	Pull both sides. No mechanical operation (back to back).	-
	Privacy	40	Latchbolt operated by lever from either side. Outside lever is locked by push button inside and unlocked by emergency release outside, operating inside lever or closing door.	F76A
Keyed				
	Entry/Office	50	Deadlocking latchbolt operated by lever from either side except when outside lever is locked by push button on inside lever. When outside lever is locked, operating key in outside lever or operating inside lever unlocks push button and retracts latchbolt. Closing door does not release push button.	F82A
	Entry	53	Deadlocking latchbolt by lever either side, except when turn button inside locks outside lever. Pushing turn button in locks outside lever, requiring use of key outside to unlock (lever handle is freewheeling in locked position). Turning inside lever unlocks outside lever. Pushing in and turning button locks outside lever, requiring key at all times. Turning inside lever does not unlock outside lever until button is manually turned to unlocked position. Inside lever always operates latchbolt.	F109
	Classroom	70	Deadlocking latchbolt operated by lever from either side except when outside lever is locked from outside by key. When outside lever is locked, latchbolt is operated by inside lever.	F84



3500 SERIES - FUNCTION CHART

Function	Function No.	Function Description	ANSI No.	
Keyed (continued)				
	Corridor	73	Deadlocking latchbolt operated by lever from either side except when outside lever is locked by key in outside lever or by push button. Key in outside lever locks or unlocks outside lever. Operating inside lever releases push button. Closing door releases push button. Inside lever always operates latchbolt.	F90
	Keyed Communicating	79	Deadlocking latchbolt by inside lever except when locked by key. Non-removable blank plate outside (13/16" [31 mm] projection).	F113
	Storeroom	80	Deadlocking latchbolt operated by key in outside lever, or by operating inside lever. Outside lever is always locked. Inside lever is always unlocked.	F86

